

UN ()

KITCHEN

XERA COLLECTION

METAL
EXPERIENCE

MANUALE DI VENDITA 2017
SALES HANDBOOK 2017

XERA[®]

PERCHÈ XERA

WHY XERA

SCELTA DI VALORE
CHOSE OF VALUE



PER LA VITA

LA GARANZIA TI SEGUE
PER TUTTA LA VITA.

FOR THE LIFE

THE GUARANTEE FOLLOW
YOU DURING ALL YOUR
LIFE.



PER L'UNICITÀ

COSTRUITA SUL TUO
PROGETTO E FIRMATA
DA TE.

FOR UNIQUENESS

BUILT UP ON YOUR
PROJECT AND SIGNED
BY YOU.



PER LA SALUTE

NESSUNA EMISSIONE
NOCIVA NELL'AMBIENTE
DOMESTICO E BASSA
RITENTIVITÀ BATTERICA.

FOR HEALTH

NO HARMFUL EMISSIONS
IN THE DOMESTIC
ENVIROMENT AND LOW
REPENTIVITY.



PER
L'AMBIENTE

ACCIAIO TOTALMENTE
RICICLABILE.

FOR THE ENVIROMENT
STAINLESS STEEL
TOTALLY RECYCLABLE.



PER
L'EMOZIONE

DI CUCINARE COME UNO
CHEF, PER LA CULTURA
DELLA BELLEZZA.

FOR THE EMOTION
TO COOK LIKE A CHEF
AND FOR THE BEAUTY
CULTURE.



PER LA
PRATICITÀ

RESISTENZA AGLI URTI
E AGLI SHOCK TERMICI.

FOR THE PRACTICALITY
SHOCK RESISTANCE AND
HIGH TEMPERATURE
DIFFERENCES.



Indice / Index

pag.

Dietro un grande progetto / Behind every great idea

4

Modelli / Models

Monolit 45	19
Monolit 90	29
Lingotto	39
Skin	49
Dry Wet	59
Square	69
Ghost	81
Handle	91

DIETRO UN GRANDE PROGETTO

BEHIND EVERY GREAT IDEA...

XERA, specializzata nella lavorazione dell'acciaio inox Cr.Ni. 18/10, ha sede a Conegliano (Treviso), uno dei poli più importanti nel settore. L'Azienda ha una lunga esperienza nella produzione di attrezzature per la ristorazione professionale. Questo ha permesso l'acquisizione del know how necessario per un lancio in grande stile delle cucine domestiche in acciaio inox. L'alta qualità dei materiali e delle lavorazioni, la velocità di esecuzione e la possibilità di personalizzare i prodotti vanno incontro alle esigenze più diverse. Obiettivo di XERA è la piena soddisfazione del Cliente: essa lavora per dar corpo ai sogni, consapevole che i sogni non hanno confini.

XERA is a company that specialises in products made from stainless steel cr.ni. 18/10. the company has its head office in Conegliano, near Treviso in italy, which is one of the most important centres of quality kitchen production in the world. The company has long experience in the production of equipment for industrial catering. This background has enabled the acquisition of the necessary know how to embark upon an outstanding project for the design of domestic kitchens of superior quality, produced quickly while at the same time offering clients the opportunity to tailor the product to specific requirements. The ultimate objective of Xera is total client satisfaction: Xera aims to make client's dream kitchens a reality, founded on the principle that dreams are boundless.



DIETRO UN GRANDE PROGETTO

BEHIND EVERY GREAT IDEA...

XERA®

KITCHEN LANDSCAPE STAINLESS + CUSTOMIZED OR STANDARD KITCHENS

L'acciaio materia appartenente alla contemporaneità ha raggiunto in questa collezione una forza espressiva grazie alla tecnologia e all'attitudine aziendale nel sviluppare progetti tecnologici ma con valenze estetiche profonde.

L'acciaio nelle sue molteplici finiture ha un'anima forte senza perdere di vista l'obiettivo principale: realizzare cucine evolute, sofisticate, per un'utenza esigente sia per linguaggio progettuale che per funzione d'uso.

Trionfa la cultura per la buona cucina, l'elettrodomestico professionale, la linearità e i forti spessori; un modo questo che sta all'origine del pensiero XERA: qualità sartoriale dell'acciaio e innovazione tecnologica.

ACCIAIO INOX

Scotch-brite, hand-brushed, hand-brushed nero, satinato grosso, lucentezze, riflessi: tutto l'acciaio 100% un materiale dalle caratteristiche uniche che grazie alla presenza di elementi nobili, quali cromo e nichel, garantisce una protezione totale dall'ossigenazione, allo stesso tempo l'acciaio inox è protagonista della scena progettuale come materiale di riferimento per la creatività del designer.

L'AZIENDA IL CICLO COMPLETO

La forza espressiva e la tecnologia confermano l'attitudine aziendale nel sviluppare progetti nell'area cucina seguendo un percorso che va dall'acquisto di materia prima sotto forma di coil, alla fase finale di montaggio del prodotto.

Obiettivo primario è realizzare manufatti evoluti e sofisticati per un'utenza che apprezza linguaggio estetico, cultura gastronomica ed esige un prodotto duraturo nel tempo.

QUALITÀ SARTORIALE LA CUCINA SU MISURA

Per XERA la creatività non ha limiti.

Realizziamo cucine su misura sviluppando i progetti con la massima professionalità, usufruendo della vastissima gamma di elementi strutturali e non. Il continuo confronto con progetti in progress e differenti layout raffina sempre più l'estrema competenza per le soluzioni su misura in cui l'uomo è sempre protagonista.

100% INOX

costruiamo cucine interamente in acciaio.

Casse, schienali, ripiani, top, zoccoli: ogni elemento strutturale viene interpretato secondo una filosofia di prodotto che non ha eguali nel mercato per qualità e struttura interna /esterna del prodotto.

Acciaio, materiale nobile,, anche nelle parti non visibili ma di uguale importanza di utilizzo, riciclabile al 100%

L'ACCIAIO PER LA VITA

L'acciaio inox traduce il valore di un materiale in prodotto inalterabile e dalle caratteristiche qualitative uniche. La nostra tecnologia trasforma lastre di acciaio in design, come la mano dell'orafo crea geometrie luccicanti, trionfa il manufatto unico ma a misura d'uomo in cui prevale un significato di qualità domestica atta a migliorare la vita.

L'ARTE DI CUCINARE LA CUCINA PROFESSIONALE

La cultura aziendale legata alla buona cucina è rappresentata dalla produzione XERA in una molteplicità di soluzioni per la preparazione, cottura, lavaggi e contenimento del cibo. L'acciaio è protagonista indiscusso dello scenario professionale di alta cucina, ma anche interprete per un'utenza privata che vuole tradurre tutta la propria cultura gastronomica nell'ambiente domestico con semplicità e funzionalità.

COLLEZIONE DISEGNATA DA DANIELE LO SCALZO MOSCHERI

XERA introduce una gamma di prodotti che comunica produttività e libertà espressiva permettendo a ciascuno di riconoscersi in una casa contemporanea e funzionale, XERA è una cucina totale, internazionale, caratterizzata da un sapiente mix di ante, top, contenitori, materiali e finiture, con cui si originano composizioni pluriespressive adatte ai gusti, che si rispecchia in una modernità elegante e con l'intento di condividere l'estetica con il piacere della cucina.

DIETRO UN GRANDE PROGETTO

BEHIND EVERY GREAT IDEA...

KITCHEN LANDSCAPE FULL INOX + CUSTOMIZED OR STANDARD KITCHENS

Stainless steel is a substance belonging to modern times. In this collection, it has achieved a force of expression thanks to technology and to our company's flair for developing technological designs with profound aesthetic value. Our stainless steel has a strong soul in all its many finishes, without losing sight of the main objective: creating sophisticated, evolved kitchens for the consumer who requires both a language of design and functional use. Culture triumphs through the good kitchen, professional appliances, linearity and strong thicknesses; this mood is at the center of XERA's thinking: tailored quality stainless steel and technological innovation.

INOX STAINLESS STEEL

Scotch-brite, hand-brushed, black hand-brushed, satin finishes, shine, reflections: 100% our stainless steel bears unique characteristics which, thanks to the precious metals chromium and nickel, guarantee total protection against oxidation. At the same time, stainless steel is a leader in the design scene as a reference material for the creativity of designers.

THE FIRM THE COMPLETE CYCLE

Our expressiveness and technology affirm our company's aptitude for kitchen design, from the acquisition of raw materials in coil form to the final phase of product assembly. Our primary objective is to create evolved and sophisticated manufactured goods for the consumer who appreciates aesthetic language and the culture of fine cooking, and who requires a long-lasting product.

TAILORED QUALITY THE CUSTOM KITCHEN

Creativity has no limits for XERA.

We create made-to-measure kitchens, developing designs of maximum professional quality, making use of the vast range of structural and non-structural elements. The continuous challenge of designs in progress and different layouts constantly refines our extreme competence for custom solutions in which mankind is always the protagonist.

100% INOX

We construct kitchens entirely in steel.

Cabinets, backs, shelves, countertops, and cabinet bases. Every structural element is interpreted according to a product philosophy that has no equal in the market for quality and internal/external structure of the product. Stainless steel, a noble substance, even the areas which are not seen but which are of equal importance, 100% recyclable.

STAINLESS STEEL FOR YOUR LIFE

Stainless steel translates the value of the material into an unalterable product with unique qualitative characteristics. Our technology transforms sheets of steel into designs, just as the hand of a goldsmith creates glittering geometries.

The unique manufactured product triumphs according to the measure of man, who believes in the significance of domestic quality for the betterment of life.

THE ART OF COOKING THE PROFESSIONAL KITCHEN

The connection between our firm's culture and "LA BUONA CUCINA" – "GOOD KITCHEN" – is shown by XERA's production of a variety of solutions for the preparation, cooking, washing and storage of food. Stainless steel is the indisputable leader on the professional scene, but also performs for the private consumer who wishes to translate their own fine food culture into their home environment with simplicity and functionality.

COLLECTION PRODUCT STYLING BY D. LO SCALZO MOSCHERI

XERA introduces a range of products that communicate productivity and expressive liberty, allowing for each person to find themselves in a contemporary and functional home. XERA is a total kitchen, international and characterized by a skilful mix of doors, countertops, containers, materials and finishes, the origins of expressive compositions adapted to tastes, reflected in an elegant modernity, with the intention of sharing aesthetic beauty with the pleasure of the kitchen.

ACCIAIO INOX CR.NI. 18/10

STAINLESS STEEL CR.NI. 18/10

XERA®

Gli acciai inossidabili Austenitici sono leghe composte da Ferro, Cromo, Carbonio e Nichel in percentuali variabili. La sigla 18/10 sta a indicare le percentuali rispettivamente di Cromo e Nichel presenti in lega quali elementi nobili. A contatto con l'acqua o l'aria umida questi acciai non si ossidano, ma formano uno strato protettivo superficiale che li preserva nel tempo.

XERA utilizza da sempre l'Acciaio Inox AISI 304 al Cr.Ni. 18/10 nei grandi impianti (attrezzature per la ristorazione professionale, pizzeria, pasticceria, refrigerazione industriale ecc.), per le sue particolari doti di resistenza alla corrosione, resistenza termica e meccanica.

L'Acciaio Inox Cr.Ni. 18/10, fatto per durare nel tempo, è facile da pulire, quindi igienico. Gli acciai utilizzati si differenziano per le diverse finiture superficiali.

Scotch Brite®: finitura realizzata con spazzole abrasive finissime. Un ottimo compromesso tra lucentezza e durata. Questa, oltre ad essere la finitura con la quale viene sempre costruito il corpo della struttura può essere utilizzato per realizzare tutte le parti a vista della cucina: fianchi, frontali, ante, top, mensole ecc. .

Satinato grosso: Questa finitura è caratterizzata da una satinatura profonda più evidente, quasi percepibile al tatto. Con questa finitura si possono realizzare tutte le parti a vista della cucina: fianchi, frontali, ante, top, mensole ecc.

Hand-Brushed: finitura Xera realizzata a mano, caratterizzata da rigature circolari irregolari. Con questa finitura si possono realizzare tutte le parti a vista della cucina: fianchi, frontali, ante, top, mensole ecc.

Hand-Brushed nero: è una finitura speciale Xera realizzata attraverso un trattamento elettrolitico dell'acciaio inox , si possono realizzare tutte le parti a vista della cucina ; fianchi, frontali, ante,top, mensole ecc.

Brunito: questa finitura è il risultato di un trattamento naturale/chimico del metallo successivamente protetto da una vernice trasparente protettiva. Si possono realizzare fianchi, frontali e ante

Ossidato: finitura innovativa realizzata attraverso il deposito di materiale sulla superficie dell'acciaio successivamente ossidato e protetto da una vernice trasparente.

Austenitic stainless steels are alloys produced from iron, carbon, chrome and nickel in varying percentages.

The number 18/10 indicates the percentages of chrome and nickel present in the alloy, which are precious metals.

No oxidation occurs when these metals come into contact with air or water but a thin protective film is formed on the surface which makes them extremely long-lasting.

XERA has always utilised stainless steel AISI 304 cr.ni. 18/10, the same material used in catering kitchen design, pizzerias, bakeries, industrial refrigeration etc. this material offers a high degree of corrosion, heat and mechanical resistance. as well as being extremely long lasting, stainless steel cr.ni. 18/10 is hard-wearing and easy to clean, making it very hygienic.

The steel utilised can be separated into different categories, based on the surface finish.

Scotch brite®: produced using very fine abrasive brushwork. an ideal compromise between gloss finish and durability. This, further to be finish whit which the body of the structure is built can be used for realizing all the visible parts of the kitchen; the sides, fronts, shutters , tops, shelves, etc..


Rough Satin: This finish is characterized by a more evident satin, almost perceivable to the touch. With this finish can be realized all the visible parts of the kitchen: sides, frontal, shutters, tops, shelves etc.

Hand-Brushed: finish, Xera realizing to hand, characterized by irregular circular scoring. With this finish can carry out all the visible parts of the kitchen: the sides, frontals, doors, tops, shelves, etc..

Black Hand Brushed: it is a special electrolytic finish of the stain less steel. With this treatment can carry out all the visible parts of the kitchen :the sides, frontals ,doors, tops, shelves....

Burnished Steel: it is a natural/chemical process of the steel in different colours and shades. The final treatment is an hard cover by a neutral finish varnish. With this treatment can carry out the sides, fronts and doors.

Oxidized steel: is characterized by a oxide process after covering the steel surface with bronze or copper dust . The final treatment is an hard cover by a neutral finish varnish. With this treatment can carry out the sides, fronts and doors.



CARATTERISTICHE TECNICHE

TECHNICAL FEATURES



Le nostre strutture sono in acciaio inox in finitura “Scotch Brite” oppure in acciaio verniciato nei colori bianco lucido RAL 9010 e nero opaco RAL 9005. Su richiesta sono disponibili anche tutte le colorazioni RAL sia lucide che opache. Nei nostri mobili, con altezza minima 78 cm, sono sempre forniti due ripiani interni.

Our carcasses are made in stainless steel “Scotch Brite” finish or in coloured steel white glossy RAL 9010 and black matt RAL 9005 . All the RAL scale in glossy or matt is available. In our units , with minimum high 78 cm, two internal shelves are always delivered.

XERA: 100% METAL

XERA: 100% METAL

XERA®

Tutte le nostre produzioni sono rigorosamente controllate e certificate per garantire grande qualità e servizio : esperienza e grandi impianti industrializzati, con macchinari tecnologicamente avanzati, ci permettono di trasformare lastre di acciaio inox in semilavorati e prodotti finiti per l'uso quotidiano.

Una serie di approfonditi controlli e il rispetto di una normativa stringatissima di valori costantemente tenuti censi, garantiscono una serie di valenze e di valori aggiunti alle collezioni XERA.

La robustezza. Nella produzione e realizzazione di attrezzature in acciaio inox per la ristorazione industriale si devono garantire dei parametri decisamente superiori e diversi rispetto a quelli domestici.

La versione domestica naturalmente è realizzata in modo differente, con una robustezza diversa rispetto alla produzione per la ristorazione industriale : infatti non serve avere determinati valori aggiunti (ad esempio spessori di acciaio pari a 20/10), utili solo a livello professionale, mentre invece si privilegiano la comodità, la praticità, l'estetica adatti ad un uso domestico quotidiano.

La durata è garantita e certificata da processi produttivi e costruttivi che rispondono alle più severe regolamentazioni che vengono applicate anche ai prodotti delle cucine industriali : il materiale impiegato per la realizzazione di tutti i nostri modelli, è esclusivamente acciaio inox 18/10.

L'igienicità. L'acciaio inox è sicuramente il materiale più igienico da utilizzare in cucina. È:

- Resistente alla corrosione
- Non necessita di un rivestimento
- Presenta una superficie compatta
- Resiste agli urti
- Resiste agli shock termici
- Ha un'elevata rimovibilità batterica
- Presenta una bassa ritentività batterica

La sartorialità: grande spazio e servizio sono dedicati a questo tipo di funzione, possibilità di avere soluzioni personalizzate e tagliate su misura, atte a risolvere e a rispondere ad ogni tipo di richiesta, con formule esclusive e dedicate, soluzioni continuamente fuori dallo standard che daranno carattere e forza ai risultati architettonici finali.

Le collezioni di XERA si propongono come un progetto estremamente flessibile, facilmente interpretabile, con delle grosse valenze intrinseche che ne determinano il successo di utilizzo e di pubblico : è UN PRODOTTO INDUSTRIALIZZATO CON VALENZE DI SARTORIA.

Per la casa, ambienti domestici, progetti sofisticati ed interpretati, che abbiano stile, funzioni e soluzioni particolarmente studiate, XERA spazia e risolve in modo personalizzato un'infinita gamma di possibili soluzioni, interpretando:

- grande flessibilità progettuale
- possibilità di personalizzazione
- grande funzionalità

La filosofia aziendale che ha sempre governato l'intero gruppo industriale, garantendo successo e solidità finanziaria, sono da sempre stati semplicità e funzionalità nelle persone, nella squadra, nelle strategie, e nelle collezioni. Pochi passi ben fatti, per non dover poi ritornare indietro.

Normalmente quando si parla di acciaio, nell'applicazione domestica, spesso si parla anche di tempi lunghi, di gestioni pesanti, di complicazioni e limiti che purtroppo ne limitano l'uso e l'impegno.

XERA essendo direttamente un produttore, potendo basare l'intero ciclo del prodotto internamente, garantendo la qualità e il risultato finale con l'esperienza maturata durante gli anni, può vantarsi di avere sempre qualità sotto controllo - tempi di consegna - logistica della gestione

La flessibilità ed il servizio devono essere le leve del successo: ogni ordine, ogni progetto, ogni piano di lavoro, ogni particolare è diverso dall'altro.

XERA: 100% METAL

XERA: 100% METAL

All our productions are rigorously checked and certified to guarantee great quality and service: experience and great industrialized fittings, with technologically advanced machines, allow us to make stainless steel plates in semi-finished and finished products for daily use.

The sturdiness: in the production and realization of equipments in stainless steel for the industrial restaurant must guaranteed parameters much higher and different in comparison to those domestic.

Naturally the domestic version is realized in different way, with a different sturdiness in comparison to the production for the industrial restaurant: In fact, you do not need to have certain values added (for example thicknesses equal to 20/10), useful only to professional level, while they are being privileged the convenience instead, the practicality, aesthetics adapts to a daily domestic use.

The durable: is guaranteed and certified by productive and constructive trials that meet the most stringent regulations that are applied to the products of the industrial kitchens too: the material employee for the realization of all of our models, is exclusively 18/10 stainless steel.

Hygiene. The stainless steel is certainly the most hygienic material to use in the kitchen.

- Resistant to the corrosion
- It doesn't need a covering
- It's a compact surface
- It Withstands the bumps
- It Withstands the thermal shocks
- It has a high bacterial removal
- It has a low bacterial retentiveness

The tailoring: great space and service are devoted to this type of function, possibility to have personalized solutions and tailor on request, action to resolve and respond to every request, with exclusive formulas and dedicated solutions that will continue out from the standard, that give character and strength to the final results architectural.

The collections of XERA propose him as an extremely flexible project, easily interpretable, with some big intrinsic values that determine the success of use and people: it is A PRODUCT INDUSTRIALIZED WITH VALUES OF TAILORING.

For the house, domestic environments, sophisticated projects and interpreted, that has style, functions and solutions particularly studied, XERA spaces and resolves in personalized way an endless range of possible solutions, interpreting :

- great design flexibility
- possibility of personalization
- great functionality

The business philosophy that has always governed the whole industrial group, guaranteeing success and financial solidity, they have been simplicity and functionality for a long time in the people, in the team, in the strategies, and in the collections. A few steps well done, not having to come back back.

Normally when it speak of steel, in the domestic application, it speak also of long times, of heavy managements, of complications and limits that unfortunately limited the use and the appointment of it.

XERA being directly a producer, could internally found the whole cycle of the product, guaranteeing the quality and the final result with the experience matured during the years, XERA can boast to have always control of quality - times of delivery - logistics of the management.

The flexibility and the service must be the levers of the success: every order, every project, every plain of job, every detail is different from the other.

INFO E CARATTERISTICHE TECNICHE

TECHNICAL FEATURES

XERA®

Le cucine XERA presentano una serie di caratteristiche tecniche che garantiscono qualità e solidità a un prodotto destinato a durare nel tempo.

A. Poiché estremamente visibili, i piani di lavoro sono un elemento molto importante dal punto di vista estetico. Per questo Xera dedica alla loro realizzazione la massima cura ed attenzione.

- Da cm.1 fino a cm.25 di spessore, i top in acciaio inox sono realizzati su misura a disegno del cliente e, grazie alle molteplici varietà di accessori ed applicazioni, possono avere un'infinità di combinazioni e varianti.
- I piani in inox possono avere diversi tipi di finiture: SCOTCH-BRITE, SATINATO GROSSO, HAND BRUSHED e HAND BRUSHED NERO.

I bordi laterali dx e sx sono sempre finiti

Inoltre possono essere:

- Con alzatina posteriore per appoggio a parete o a colonne, l'alzatina viene ricavata tramite piegatura della stessa lamiera del piano di lavoro
- Senza alzatina per penisole o isole centrali
- Con bordo liscio
- Con bordo rialzato salvagoccia per contenere la fuoriuscita di liquidi
- Con canale attrezzato per inserimento di accessori vari quali porta-piatti, porta-bicchieri, bacinelle, portabottiglie
- Completi di lavelli e piani cottura saldati che con il piano formano un unico blocco, garantendo facilità di pulizia e igiene (per la cottura saldata bisogna attenersi ai piani cottura presenti a listino).
- Con fori per incasso standard ed incasso a filo di elettrodomestici vari.
- Ad angolo, in un pezzo unico saldato

Oltre ai piano in acciaio, Xera può fornire piani in pietra o altro materiale a richiesta.

B. I fusti che costituiscono la struttura della cucina possono essere in acciaio inox finitura Scotch-Brite oppure in acciaio colorato bianco lucido o nero opaco.

Le finiture dei fianchi a vista delle basi, pensili e delle colonne possono essere in finitura come i frontali.

C. Le cerniere che sostengono le ante sono facilmente smontabili e regolabili lungo i 3 assi, per garantire una ottimale messa a punto. Sono BLUM del tipo rallentate. Cassetti di serie con guide c/portata di 40 kg.

D. I cassetti sono dotati di guide ad estrazione totale BLUM con sistema LEGRABOX di chiusura frenata integrata.

E. I ripiani hanno diverse possibilità di regolazione in altezza e sono rinforzati in modo da non flettere, anche se di grandi dimensioni.

F. Per una maggior sicurezza, angoli, spigoli e bordi sono saldati e levigati.

G. Oltre alle diverse finiture d'acciaio per le ante ed i frontali, Xera utilizza ESSENZE ed materiali a richiesta. Per le finiture dei frontali delle cucine vedi la scheda specifica di ogni prodotto

INFO E CARATTERISTICHE TECNICHE

TECHNICAL FEATURES

All Xera kitchens benefit from a series of technical features that guarantee quality and long-lasting products.

A. As highly visible, the worktops are a very important element in terms for design. For this point Xera devote to their achievement the best care and attention.

- Cm.1 by up to 25 cm thick, the stainless steel top are tailored to customer's design and, thanks to the many varieties of accessories and applications, can have an infinite number of combinations and variations.
- Plans stainless steel may have different types of finishes: SCOTCH-BRITE, ROUGH SATIN, HAND BRUSHED FINISH, BLACK HAND BRUSHED FINISH.

The right and left side edges are always finished also can be:

- With splash back for wall or to columns, the splash is obtained by bending the same sheet of the work plan
- without splash for the central islands or peninsulas
- With smooth edge
- with raised edge drip to contain the leakage
- With channel-equipped for insertion of various accessories such as racks, cup holders, trays, bottle holders
- Complete with sinks and hobs welded to the top forming a single block, for easy cleaning and hygiene (for cooking hobs welded must adhere to the price list).
- With holes for standard flush and flush with the various appliances.
- Angle, one-piece welded

In addition to the steel top Xera can provide corian's plans or other materials on request

B. The carcasses of the kitchen are made in stainless steel scotch-brite finish or in coloured glossy white or matt black. The sides of bases, wall units and columns could be delivered as the fronts finishes.

C. The hinges that support the doors are easy to take apart and are fully adjustable in 3 directions to ensure total precision during assembly. The hinges are self-closing system by BLUM.

D. The drawers have full extension slides form BLUM, LEGRABOX self-closing system. Standard drawers with guides w/ flow rate of 40 kg.

E. The shelves have various possibilities of adjustment in height and are reinforced so as not to bend, even if large.

F. To improve safety angles, edges and fronts are welded and polished.

I. Xera provide ,for the fronts, various steel finishes, different woods and other materials on request. For all the fronts finishes see the technical data of single product.

COMFORT E ZONE FUNZIONALI

COMFORT AND FUNCTIONAL AREA

XERA®

L'ergonomia studia il rapporto dell'uomo con l'ambiente che lo circonda. L'analisi ergonomica è molto importante. La cucina, infatti è il luogo più vissuto della casa, dove è necessario avere tutto a portata di mano e potersi muovere liberamente tra mobili adatti alle proprie esigenze. Al momento dell'acquisto è importante valutare molti aspetti, quali le misure e le proporzioni, per fare una scelta razionale, e non ritrovarsi a lavorare in posizioni scomode. La cucina ideale deve essere provvista di alcune zone con caratteristiche specifiche e in relazione tra loro:

- conservazione
- immagazzinamento di alimenti e stoviglie
- cottura
- lavaggio
- manipolazione del cibo
- zona pranzo (se non prevista in altro locale)

La zona destinata alla conservazione del cibo comprende solitamente il frigorifero-freezer e deve essere comodamente raggiungibile dalle zone di lavoro e di preparazione dei cibi.

Lo spazio frontale minimo consigliato è di 120 cm, per permettere un'agevole apertura delle ante.

Dispensa e stoviglie possono trovar posto in mobili a colonna, in mobili contenitori sotto il piano di lavoro o nei pensili. Molto utili sono i maxicassettoni ad estrazione totale per riporre piatti e pentole.

La zona cottura (piastra con fuochi) deve essere vicina sia al lavello che ad un piano di lavoro. Particolare attenzione dovrà esser riservata alla scelta e al posizionamento della cappa, che non deve essere di impedimento a chi si china sul piano cottura. I forni possono essere collocati sotto o sopra il livello del piano di lavoro: quest'ultima posizione è preferibile, perché lo sportello aperto può diventare un utile piano di appoggio per il controllo della cottura.

La zona lavaggio comprende una o più vasche e la lavastoviglie la quale a sportello aperto non deve impedire il movimento.

Lo sviluppo del piano di lavoro è determinato dal raggio d'azione della persona, che deve poter raggiungere tutto il necessario con il minimo sforzo.

L'altezza del piano generalmente è di 90 cm circa.

E' bene ricordare che tra il fronte della cucina e i mobili (es. il tavolo, o un'isola) deve esserci spazio sufficiente per permettere l'apertura di ante e cassetti, oltre che il passaggio delle persone.

Ergonomics is the study of the relationship between people and the environment that surrounds them. ergonomic analysis is very important. The kitchen is in fact the most lived-in room in the house.

A space where having the right utensils in the right place and ease of movement around furniture which has been correctly designed to specific requirements is fundamental to comfort.

When making a final choice about what kitchen to buy numerous aspects need to be carefully considered, including correct measurement and proportions, to ensure a well thought out choice and avoid buying a kitchen which is ultimately uncomfortable to working.

The ideal kitchen needs to possess well-defined areas with specific features including:

- food preservation
- food and crockery storage areas
- cooking area
- cleaning area
- food preparation area
- eating area

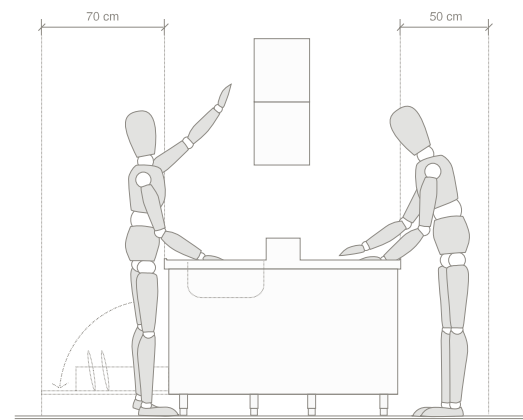
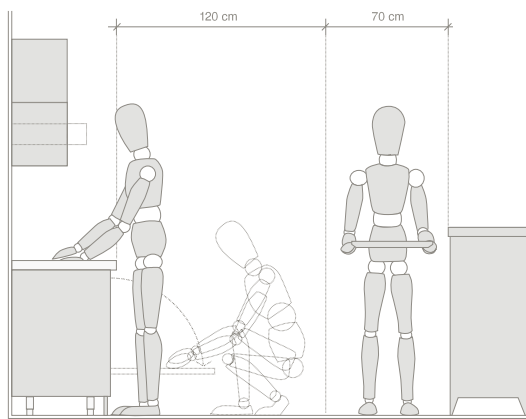
The food preservation area usually comprises a fridge-freezer and must be easily accessible from the food preparation area.

The minimum recommended space is 120 cm, to allow ease of door opening. Food and crockery storage can be accommodated

COMFORT E ZONE FUNZIONALI

COMFORT AND FUNCTIONAL AREA

in tall units, storage areas under worktops or in wall units. Deep pan drawers are highly functional and fully removable for storage of plates and saucepans. the hob needs to be convenient both for the washing area and the worktop. Particular attention should be paid to the correct choice and positioning of the extraction hood, which should allow for easy access to all four rings of the hob. The oven can be positioned above or below the level of the worktop: placing it above offers the advantage that when the oven door is open it serves as a convenient surface to place containers while checking the progress of items being cooked. The washing area comprises one or more sink units and a dishwasher, which should not impede movement with the door open. The size of the worktop is determined by the range of movement required by the user, who needs to be able to reach all items with minimum effort. Ideal worktop height is generally considered to be around 90 cm. it is worth remembering that there should be sufficient space between the kitchen fronts and any kitchen furniture (tables, breakfast bar etc..) to enable drawers and doors to be opened easily as well as people to pass comfortably.



CONSIGLI e MANUTENZIONE relativi alla PULIZIA DELL'ACCIAIO XERA®

SUGGESTIONS and MAINTENANCE related to the CLEANING OF THE STEEL

CHE DETERSIVI UTILIZZARE PER PULIRE L'ACCIAIO?

Per la pulizia dell'acciaio inox si consiglia l'utilizzo di un sapone neutro o normale detersivo per stoviglie con acqua calda, utilizzando spugne sintetiche o panni morbidi che vanno strofinati nel senso della satinatura delle superfici. Successivamente, l'asciugatura è particolarmente importante per quelle zone dove l'acqua ha un'elevata durezza e lascia depositi di calcare.

Per le macchie di calcare si consiglia l'utilizzo dell'aceto, anche puro.

Non creano problemi all'acciaio:

- le incrostazioni di calcare
- le macchie di olio e di grasso
- le impronte
- gli aloni di fiamma
- le macchie di caffè, té, ecc.
- i graffi superficiali
- lo sporco ostinato e il grasso bruciato

QUALI METODI DI PULIZIA EVITARE E CHE DETERSIVI NON USARE MAI

Per la pulizia delle superfici in acciaio:

- non usare mai pagliette metalliche o spugne abrasive
- non usare detersivi a base di acido cloridrico (NO candeggina o acidi ecc.)
- non utilizzare detersivi in polvere
- non utilizzare prodotti per pulire l'argento
- non strisciare con oggetti affilati o appuntiti come coltelli o cacciaviti
- si sconsigliano altresì prodotti specifici per la pulizia dell'acciaio

AVVERTENZE PER IL CLIENTE FINALE

- Malgrado i piani in acciaio inox abbiano una buona resistenza termica, è preferibile non appoggiare pentole troppo calde, bistecchiere o caffettiere appena tolte dal fuoco in quanto **POTREBBERO CAUSARE DANNI**.
- Fare attenzione alle basi saline (sale da cucina) se non abbondantemente e rapidamente risciaquate.

CHE PRODOTTO UTILIZZARE PER TOGLIERE EVENTUALI RESIDUI DI COLLA UNA VOLTA TOLTA LA PELLICOLA PROTETTIVA?

Ricordiamo innanzitutto che la pellicola protettiva va tolta solo a cucina ultimata per evitare possibili danneggiamenti in fase di montaggio.

Per togliere eventuali residui di colla (a vista sembrano delle striature di colore nero), consigliamo l'utilizzo del diluente NITRO. Si può acquistare in qualsiasi ferramenta.

PULIZIA DELLE NUOVE FINITURE

Per nuove finiture delle ante e fianchi quali il BRUNITO, VERNICIATO e OXIDE , :

- non usare mai pagliette metalliche o spugne abrasive
- non usare detersivi a base di acido cloridrico (NO candeggina o acidi ecc.)
- non utilizzare detersivi in polvere
- non utilizzare prodotti per pulire l'argento
- non strisciare con oggetti affilati o appuntiti come coltelli o cacciaviti

Le superfici si possono detergere con un panno morbido ed utilizzare del sapone neutro.

WHAT CLEANSERS USE FOR CLEANING THE STEEL?

For the cleaning the stainless steel are suggestion the use of soap's use neutral or normal cleansers for recommends him for dish with hot water, using synthetic sponges or soft cloths that must be rubbed in the sense of the satin of the surfaces

Subsequently, the drying is particularly important for those zones where water has an elevated hardness and leaves deposits of limestone.

CONSIGLI e MANUTENZIONE relativi alla PULIZIA DELL'ACCIAIO

SUGGESTIONS and MAINTENANCE related to the CLEANING OF THE STEEL

For the stains of limestone the use of the vinegar recommends him, also pure.

- Unproblematic steel:
- the incrostazioni of limestone
- the stains of oil and fat
- the imprints
- the halos of flame
- coffee's stains, tea, etc.
- the superficial scratches
- the dirty obstinate and the burnt fat)

WHO DO NOT CLEAN UP METHODS and what cleaners never use

For the cleaning of the steel surface :

- never use metallic straw hats or abrasive sponges
- don't use base cleansers of hydrochloric acid (No bleach acids etc.)
- don't use detergents in dust
- don't use products to clean the silver
- don't crawl with sharp or pointed objects as knives or screwdrivers
- specific products are also dissuaded for the cleaning of the steel

ISTRUCTION FOR THE FINAL CLIENT:

- Despite the plans in stainless steel have a good thermal resistance, it is preferable not to support too much warm pots, grills or coffeepots just removed by the fire in how much they COULD CAUSE DAMAGES.
- To watch attention for the salty bases (salt for kitchen) if not abundantly and quickly you rinse.

WHAT PRODUCT TO USE FOR REMOVING POSSIBLE RESIDUES OF GLUE ONCE REMOVED THE PROTECTIVE FILM?

First of all remember that the protective film must be removed only from kitchen completed for avoiding possible damages in phase of assemblage.

To remove possible residues of glue (to sight they seem some striations of black color), recommends the use of the diluting NITRO. They can be purchased in any hardware.

NEW SUFACES CLEANING.

For the new finishes of the sides and doors like BURNISHED STEEL, VARNISHED and OXIDIZED STEEL, :

- never use metallic straw hats or abrasive sponges
- don't use base cleansers of hydrochloric acid (No bleach acids etc.)
- don't use detergents in dust
- don't use products to clean the silver
- don't crawl with sharp or pointed objects as knives or screwdrivers

For a right cleaning use a soft sponge and neutral soap.

MONOLIT 45

XERA®

Monolit 45

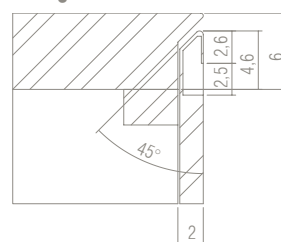


Anta bordo inclinato a 45°, presa con gola.
Top accoppiato con stessa angolarura.

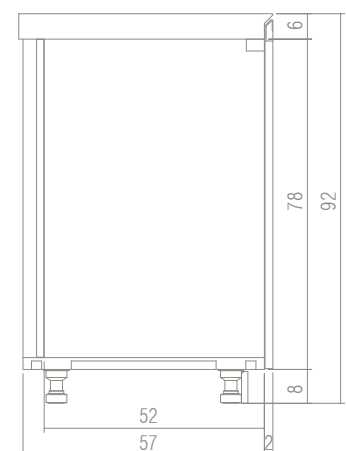
Grip handle door, with 45° degree edge.
Top with the same 45° degree.



Dettaglio anta / Door details



Dettaglio scocca / Body details



FINITURE SCOCHE

BODY FINISHES



FINITURE ANTE

DOORS FINISHES

ACCIAIO / STEEL



Con scocca/With body:
Scotch Brite
RAL 9010 lucido / RAL 9005 opaco
glossy RAL 9010 / matt RAL 9005
RAL richiesta
RAL on demand



Con scocca/With body:
Scotch Brite
RAL 9010 lucido / RAL 9005 opaco
glossy RAL 9010 / matt RAL 9005



Con scocca/With body:
Scotch Brite
RAL 9010 lucido / RAL 9005 opaco
glossy RAL 9010 / matt RAL 9005




Con scocca/With body:
Scotch Brite
RAL 9010 lucido / RAL 9005 opaco
glossy RAL 9010 / matt RAL 9005

METALLO / METAL



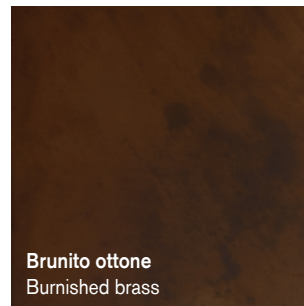
Brunito ruggine
Burnished rust

Con scocca/With body:
Scotch Brite
RAL 9010 lucido / RAL 9005 opaco
glossy RAL 9010 / matt RAL 9005



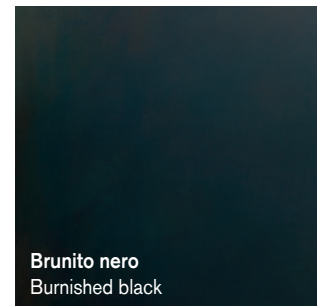
Brunito bronzo
Burnished rust

Con scocca/With body:
Scotch Brite
RAL 9010 lucido / RAL 9005 opaco
glossy RAL 9010 / matt RAL 9005




Brunito ottone
Burnished brass

Con scocca/With body:
Scotch Brite
RAL 9010 lucido / RAL 9005 opaco
glossy RAL 9010 / matt RAL 9005



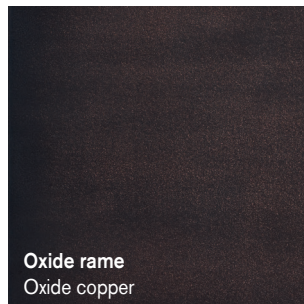
Brunito nero
Burnished black

Con scocca/With body:
Scotch Brite
RAL 9010 lucido / RAL 9005 opaco
glossy RAL 9010 / matt RAL 9005



Oxide bronzo
Oxide bronze

Con scocca/With body:
Scotch Brite
RAL 9010 lucido / RAL 9005 opaco
glossy RAL 9010 / matt RAL 9005



Oxide rame
Oxide copper

Con scocca/With body:
Scotch Brite
RAL 9010 lucido / RAL 9005 opaco
glossy RAL 9010 / matt RAL 9005



Metallo verniciato bianco opaco
Metal matt white lacquered
RAL 9010

Con scocca/With body:
Scotch Brite
RAL 9010 lucido / RAL 9005 opaco
glossy RAL 9010 / matt RAL 9005



Metallo verniciato nero opaco
Metal matt black lacquered
RAL 9005

Con scocca/With body:
Scotch Brite
RAL 9010 lucido / RAL 9005 opaco
glossy RAL 9010 / matt RAL 9005

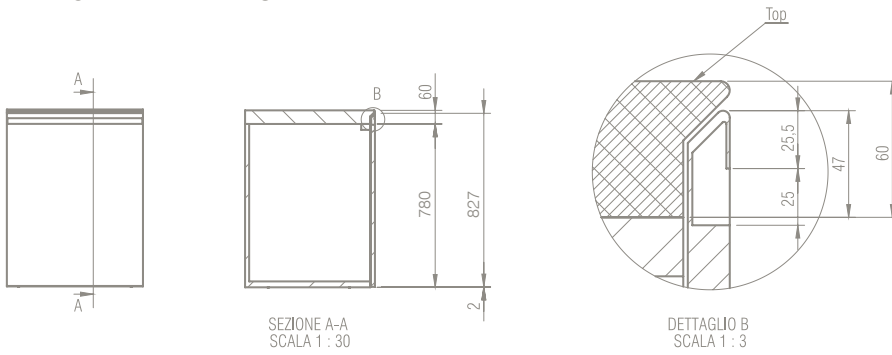


Metallo verniciato opaco RAL a richiesta
Matt mat laquered all RAL scale.

Con scocca/With body:
Scotch Brite
RAL 9010 lucido / RAL 9005 opaco
glossy RAL 9010 / matt RAL 9005

DETTAGLI TECNICI TECHNICAL DETAILS

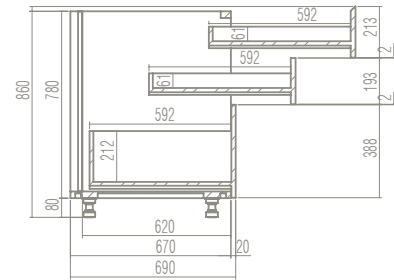
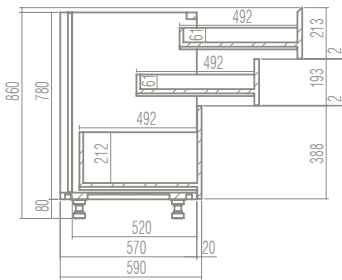
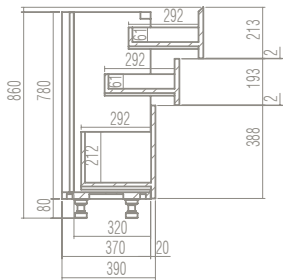
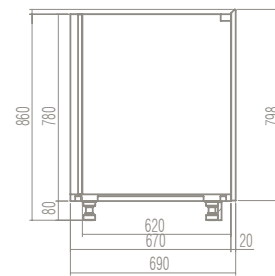
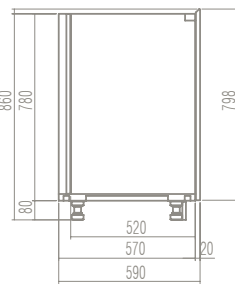
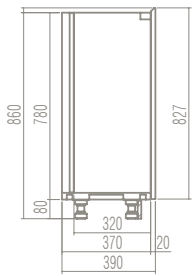
MANIGLIE / HANDLES



PROFONDITÀ 37 cm / DEPTH 37 cm

PROFONDITÀ 57 cm / DEPTH 57 cm

PROFONDITÀ 67 cm / DEPTH 67 cm

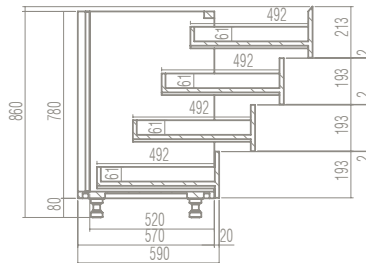
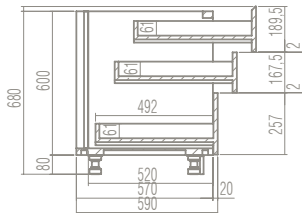
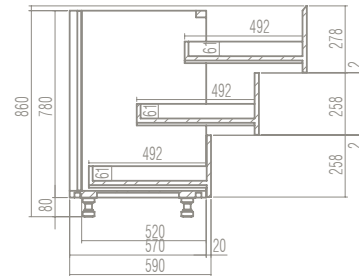
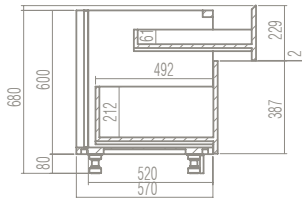
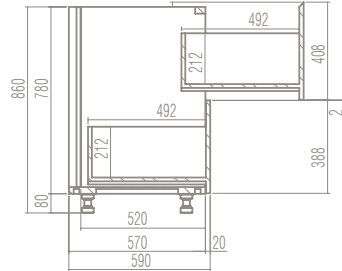
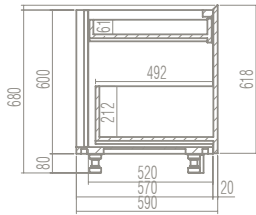


DETTAGLI TECNICI

TECHNICAL DETAILS

ALTEZZA 60 cm / 60 cm HEIGHT

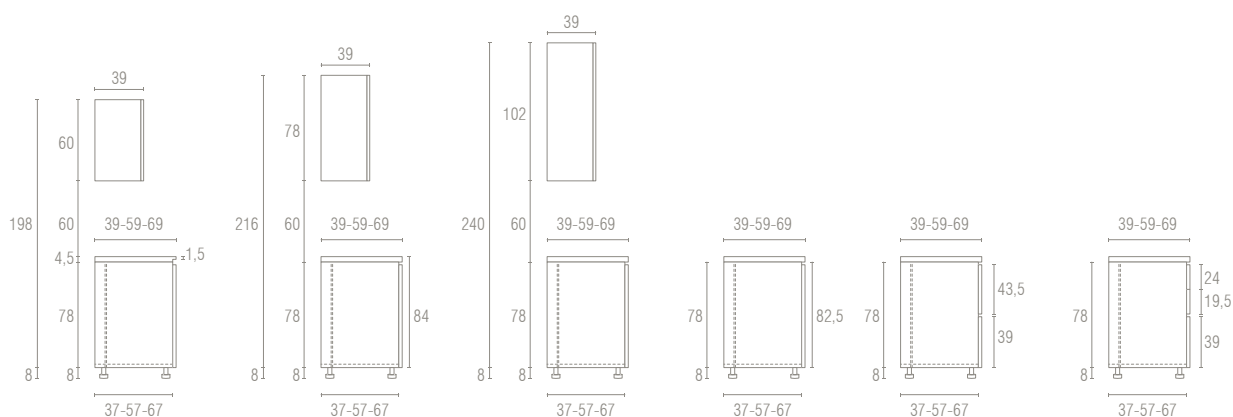
ALTEZZA 78 cm / 78 cm HEIGHT



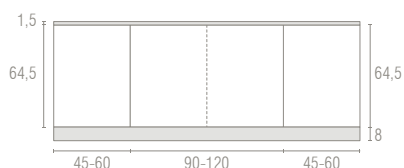
DIMENSIONI D'INGOMBRO BASI CON MANIGLIA

OVERALL DIMENSIONS FOR BASE UNITS WITH HANDLE

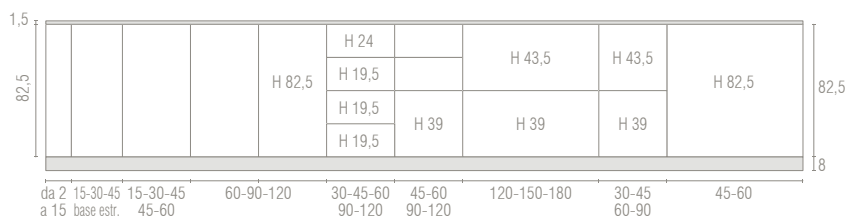
Sezioni / Cross-sections



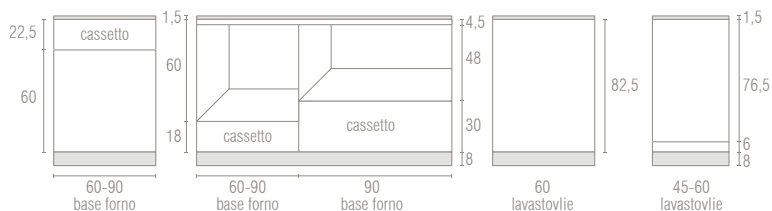
Basi H. 60 / Base units H. 60



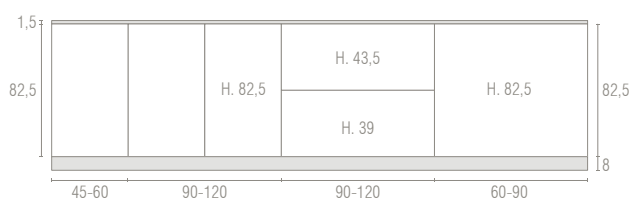
Basi H. 78 / Base units H. 78



Basi per incasso forno e lavastoviglie H. 78 cm / Base units for housing oven and dishwasher H. 78 cm



Basi per incasso lavello H. 78 cm / Base units for housing sink H. 78 cm



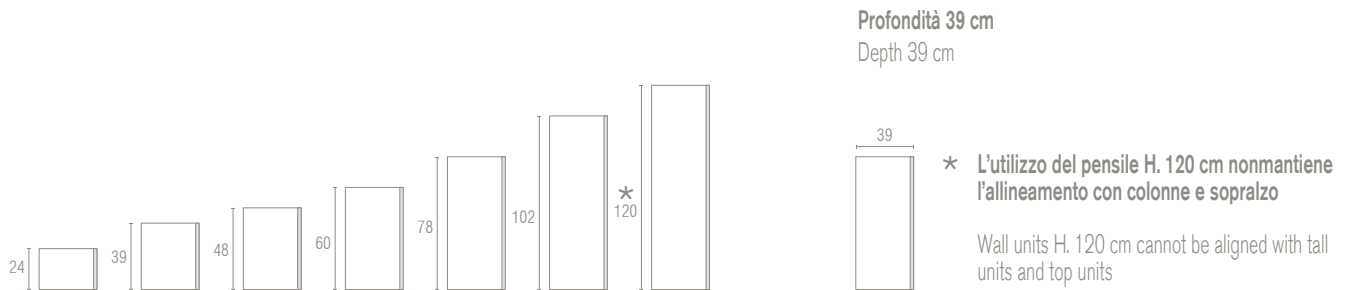
DIMENSIONI D'INGOMBRO PENSILI

OVERALL DIMENSIONS FOR WALL UNITS

XERA®

Monolit 45

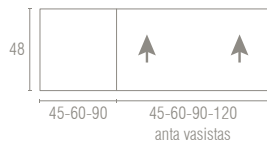
Altezze H. 24 - 39 - 48 - 60 - 78 - 102 - 120 cm / Height H. 24 - 39 - 48 - 60 - 78 - 102 - 120 cm



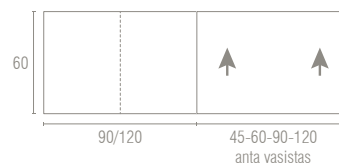
Pensili H. 39 cm / Wall units H. 39 cm



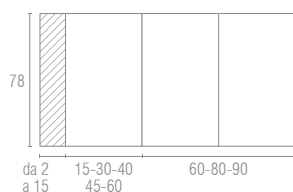
Pensili H. 48 cm / Wall units H. 48 cm



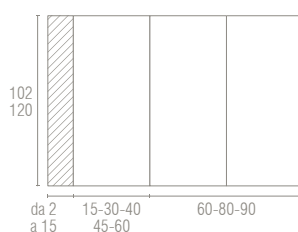
Pensili H. 60 cm / Wall units H. 60 cm



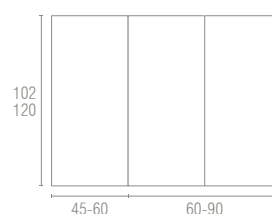
Pensili H. 78 cm / Wall units H. 78 cm



Pensili H. 102 / 120 cm Wall units H. 102 / 120 cm



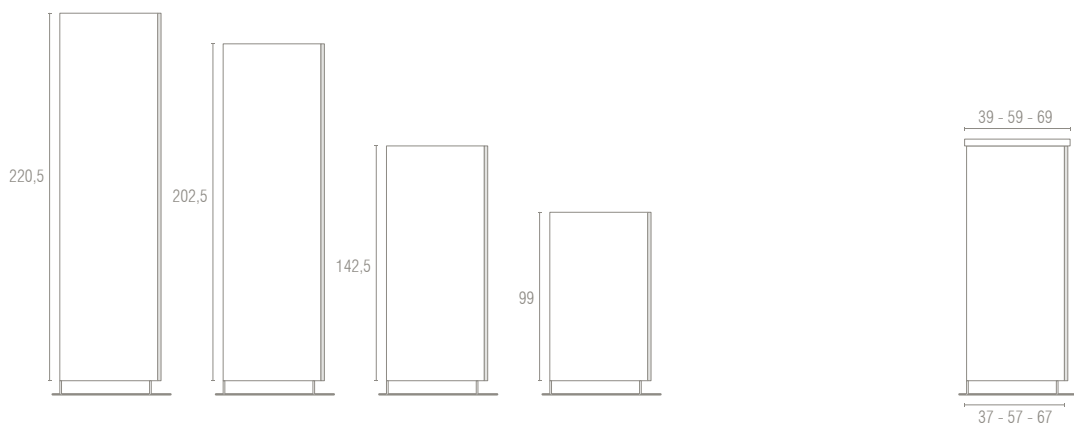
Pensili scolapiatti e cappe H. 102 / 120 cm Dish-drainer wall units and hoods H. 102 / 120 cm



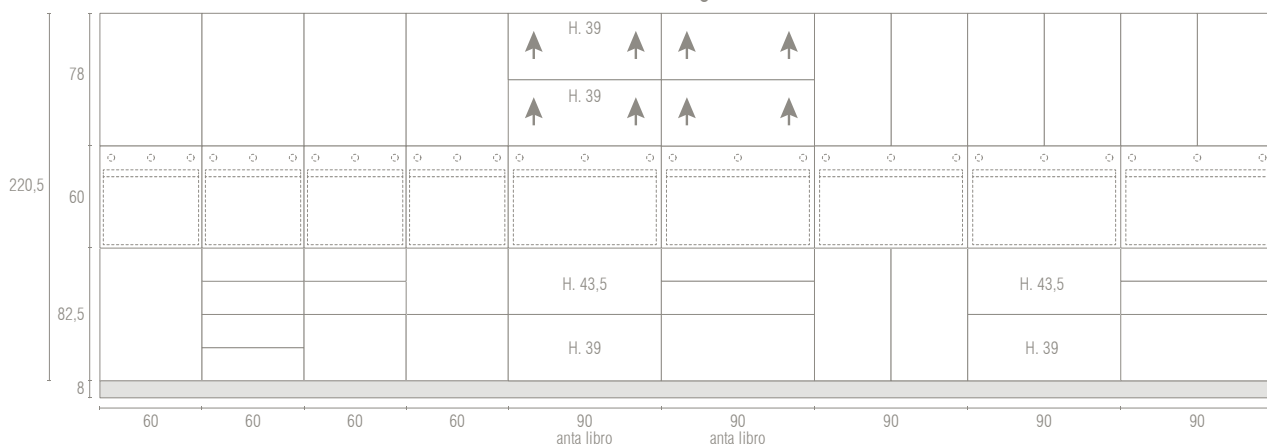
DIMENSIONI D'INGOMBRO COLONNE

OVERALL DIMENSIONS FOR TALL UNITS

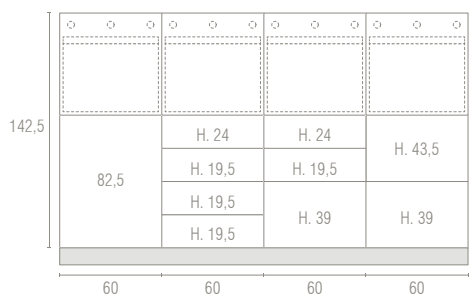
Altezze H. 99-138-198-216 cm / Height H. 99-138-198-216 cm



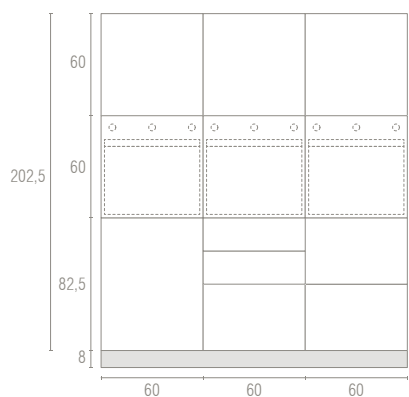
Colonne per incasso forno P. 59-69 H. 216 cm / Tall units for housing oven D. 59-69 H. 216 cm



Colonne per incasso forno P. 59-69 H. 138 cm / Tall units for housing oven D. 59-69 H. 138 cm



Colonne per incasso forno P. 59-69 H. 198 cm / Tall units for housing oven D. 59-69 H. 198 cm

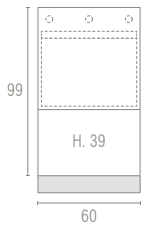


DIMENSIONI D'INGOMBRO COLONNE

OVERALL DIMENSIONS FOR TALL UNITS

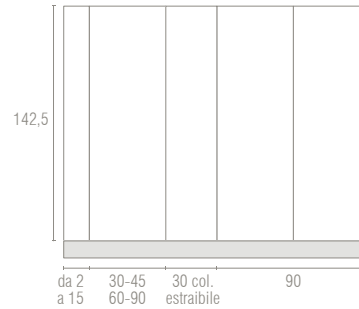
Colonne per incasso forno P. 59-69 H. 99 cm

Tall units for housing oven D. 59-69 H. 99 cm



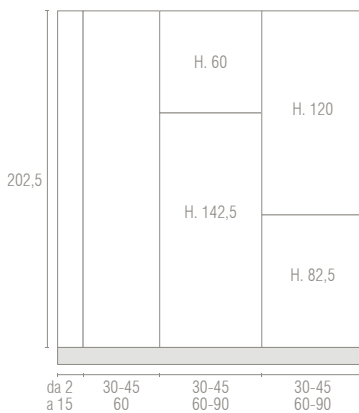
Colonne P. 59-69 H. 138 cm

Tall units D. 59-69 H. 138 cm



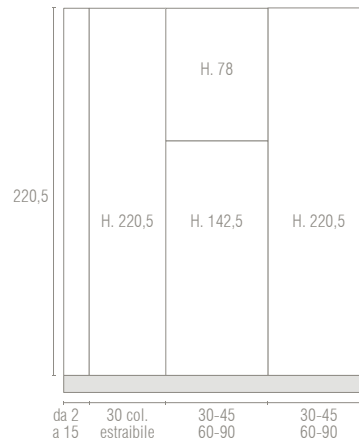
Colonne P. 39-59-69 H. 198 cm

Tall units D. 39-59-69 H. 198 cm



Colonne P. 39-59-69 H. 216 cm

Tall units D. 39-59-69 H. 216 cm



MONOLIT 90

XERA®

Monolit 90

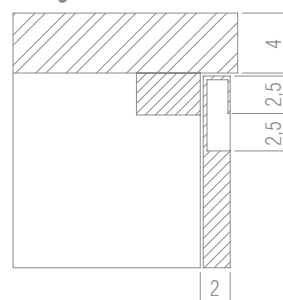


Anta bordo a 90°, presa con gola.
Top squadrato.

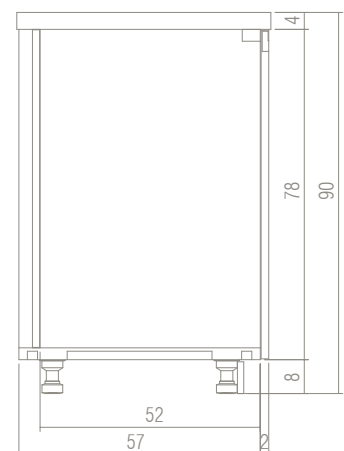
Grip handle door with 90° degree edge.
Square top.



Dettaglio anta / Door details



Dettaglio scocca / Body details



FINITURE SCOCCHE

BODY FINISHES

Monolit 90



RAL opaco o lucido a richiesta
Ral matt or glossy on demand

FINITURE ANTE

DOORS FINISHES

ACCIAIO / STEEL



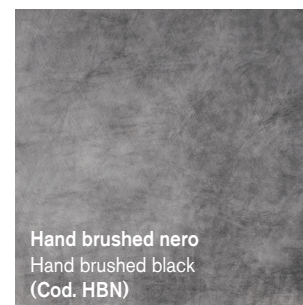
Con scocca/With body:
Scotch Brite
RAL 9010 lucido / RAL 9005 opaco
glossy RAL 9010 / matt RAL 9005
RAL richiesta
RAL on demand



Con scocca/With body:
Scotch Brite
RAL 9010 lucido / RAL 9005 opaco
glossy RAL 9010 / matt RAL 9005



Con scocca/With body:
Scotch Brite
RAL 9010 lucido / RAL 9005 opaco
glossy RAL 9010 / matt RAL 9005



Con scocca/With body:
Scotch Brite
RAL 9010 lucido / RAL 9005 opaco
glossy RAL 9010 / matt RAL 9005

FINITURE ANTE DOORS FINISHES


XERA®

METALLO / METAL



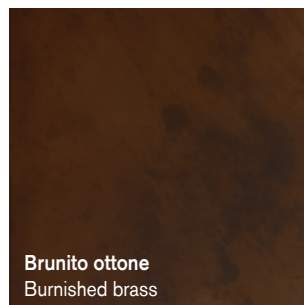
Brunito ruggine
Burnished rust

Con scocca/With body:
Scotch Brite
RAL 9010 lucido / RAL 9005 opaco
glossy RAL 9010 / matt RAL 9005



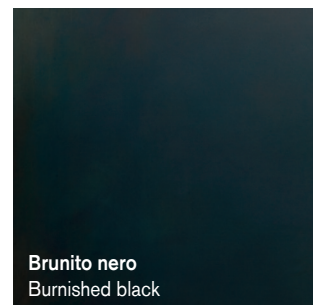
Brunito bronzo
Burnished rust

Con scocca/With body:
Scotch Brite
RAL 9010 lucido / RAL 9005 opaco
glossy RAL 9010 / matt RAL 9005



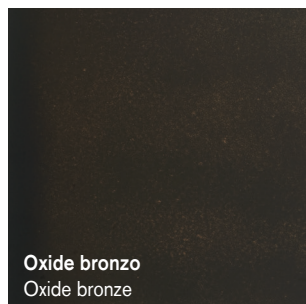
Brunito ottone
Burnished brass

Con scocca/With body:
Scotch Brite
RAL 9010 lucido / RAL 9005 opaco
glossy RAL 9010 / matt RAL 9005



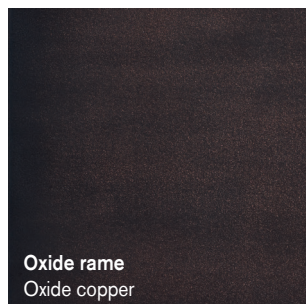
Brunito nero
Burnished black

Con scocca/With body:
Scotch Brite
RAL 9010 lucido / RAL 9005 opaco
glossy RAL 9010 / matt RAL 9005



Oxide bronzo
Oxide bronze

Con scocca/With body:
Scotch Brite
RAL 9010 lucido / RAL 9005 opaco
glossy RAL 9010 / matt RAL 9005



Oxide rame
Oxide copper

Con scocca/With body:
Scotch Brite
RAL 9010 lucido / RAL 9005 opaco
glossy RAL 9010 / matt RAL 9005



Metallo verniciato bianco opaco
Metal matt white lacquered
RAL 9010

Con scocca/With body:
Scotch Brite
RAL 9010 lucido / RAL 9005 opaco
glossy RAL 9010 / matt RAL 9005



Metallo verniciato nero opaco
Metal matt black lacquered
RAL 9005

Con scocca/With body:
Scotch Brite
RAL 9010 lucido / RAL 9005 opaco
glossy RAL 9010 / matt RAL 9005



Metallo verniciato opaco RAL a richiesta
Matt mat laquered all RAL scale.

Con scocca/With body:
Scotch Brite
RAL 9010 lucido / RAL 9005 opaco
glossy RAL 9010 / matt RAL 9005

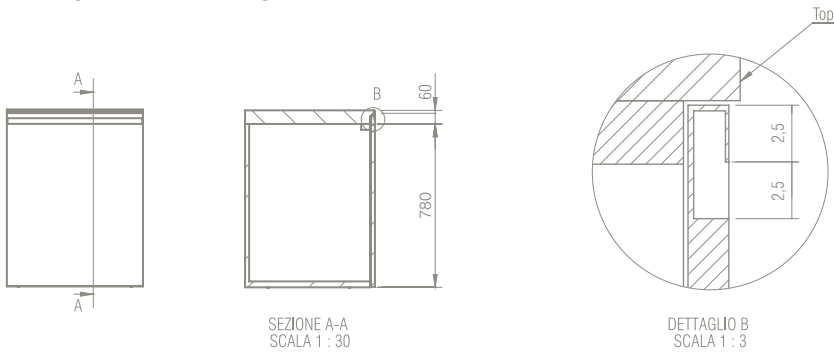
Monolit 90

DETTAGLI TECNICI

TECHNICAL DETAILS

MANIGLIE / HANDLES

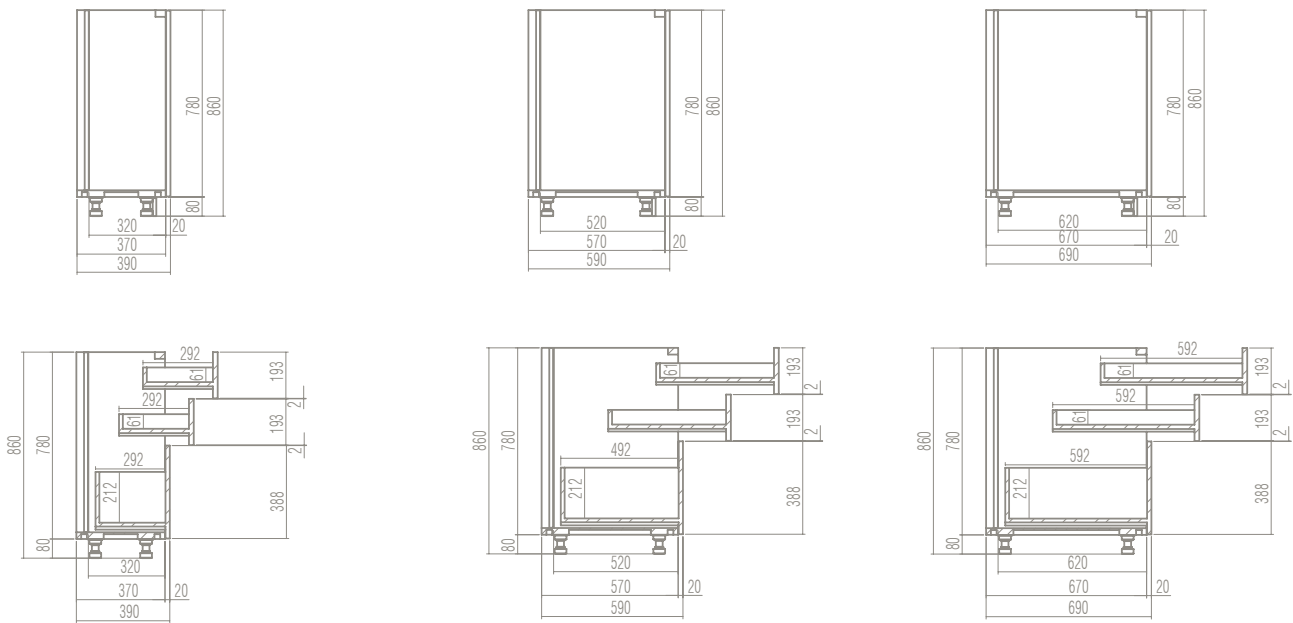
Monolit 90



PROFONDITÀ 37 cm / DEPTH 37 cm

PROFONDITÀ 57 cm / DEPTH 57 cm

PROFONDITÀ 67 cm / DEPTH 67 cm



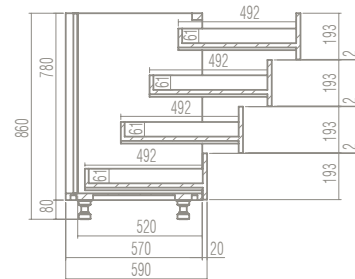
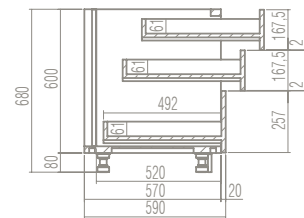
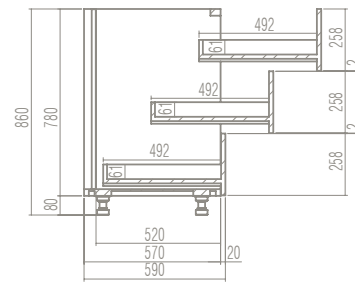
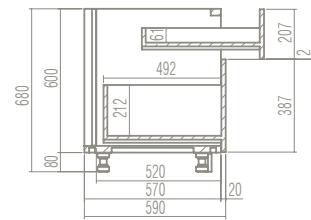
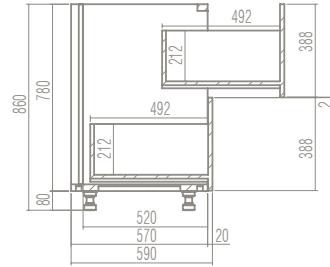
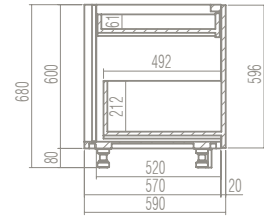
DETTAGLI TECNICI

TECHNICAL DETAILS

XERA®

ALTEZZA 60 cm / 60 cm HEIGHT

ALTEZZA 78 cm / 78 cm HEIGHT



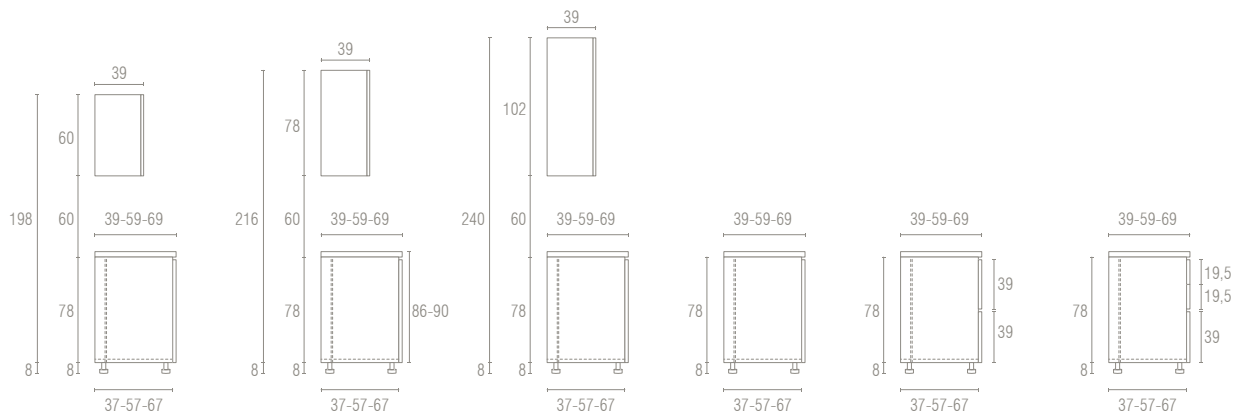
Monolit 90

DIMENSIONI D'INGOMBRO BASI CON MANIGLIA

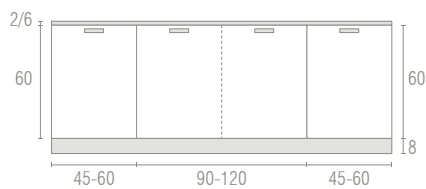
OVERALL DIMENSIONS FOR BASE UNITS WITH HANDLE

Sezioni / Cross-sections

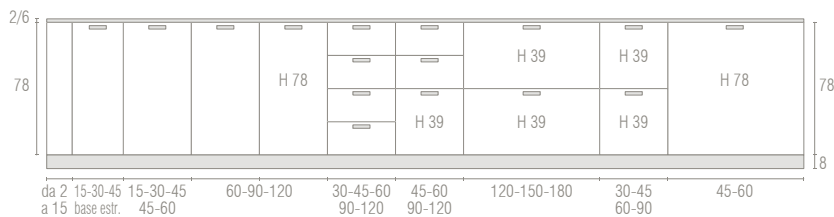
Monolit 90



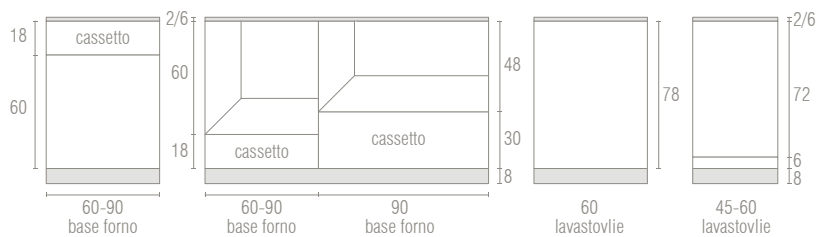
Basi H. 60 / Base units H. 60



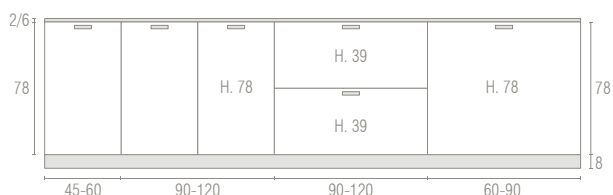
Basi H. 78 / Base units H. 78



Basi per incasso forno e lavastoviglie H. 78 cm / Base units for housing oven and dishwasher H. 78 cm



Basi per incasso lavello H. 78 cm / Base units for housing sink H. 78 cm



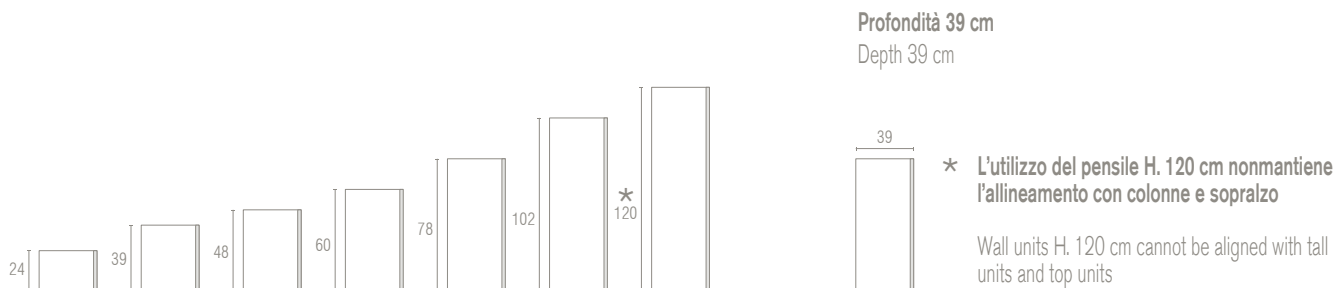
DIMENSIONI D'INGOMBRO PENSILI

OVERALL DIMENSIONS FOR WALL UNITS

XERA®

Monolit 90

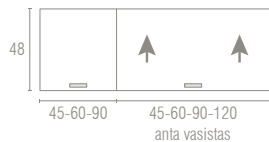
Altezze H. 24 - 39 - 48 - 60 - 78 - 102 - 120 cm / Height H. 24 - 39 - 48 - 60 - 78 - 102 - 120 cm



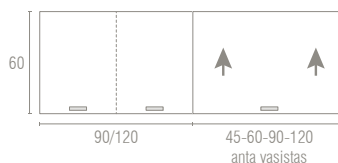
Pensili H. 39 cm / Wall units H. 30 cm



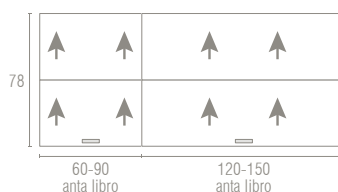
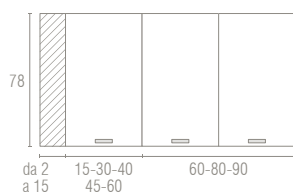
Pensili H. 48 cm / Wall units H. 48 cm



Pensili H. 60 cm / Wall units H. 60 cm

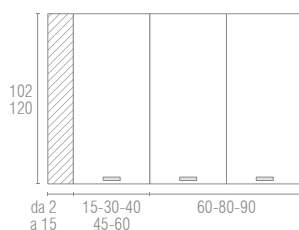


Pensili H. 78 cm / Wall units H. 78 cm



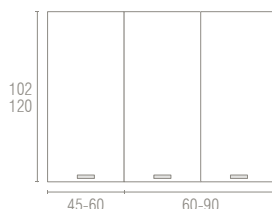
Pensili H. 102 / 120 cm

Wall units H. 102 / 120 cm



Pensili scolapiatti e cappe H. 102 / 120 cm

Dish-drainer wall units and hoods H. 102 / 120 cm



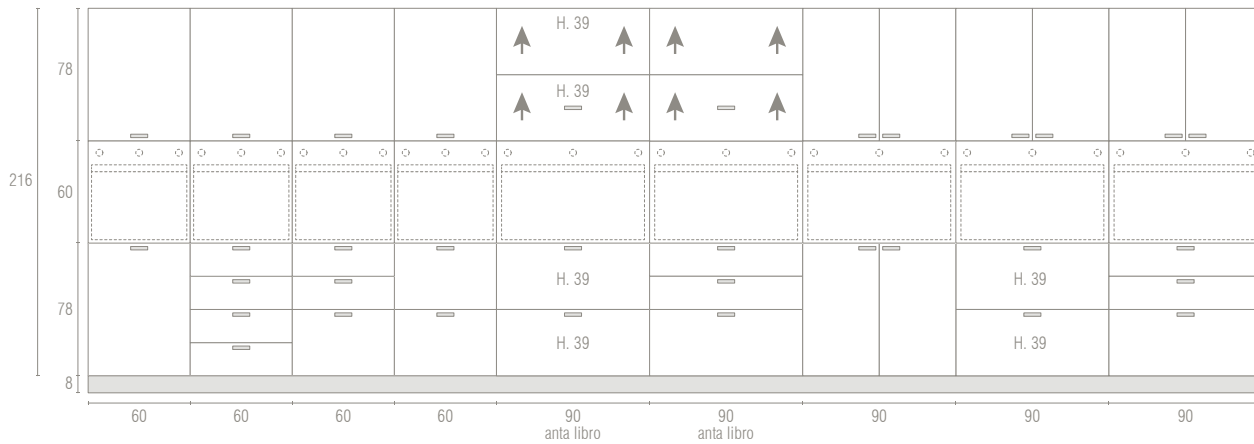
DIMENSIONI D'INGOMBRO COLONNE

OVERALL DIMENSIONS FOR TALL UNITS

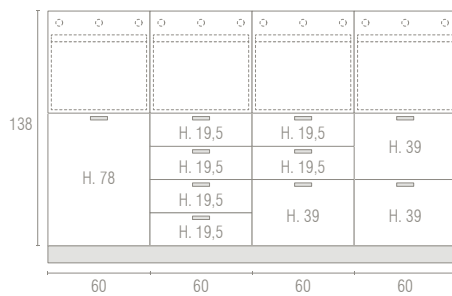
Altezze H. 99-138-198-216 cm / Height H. 99-138-198-216 cm



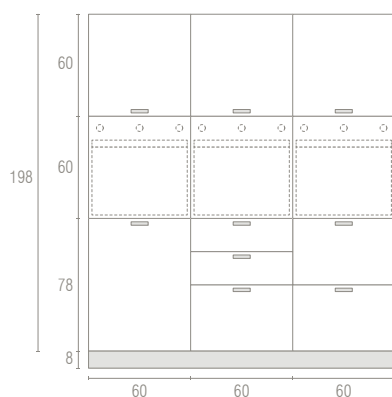
Colonne per incasso forno P. 59-69 H. 216 cm / Tall units for housing oven D. 59-69 H. 216 cm



Colonne per incasso forno P. 59-69 H. 138 cm / Tall units for housing oven D. 59-69 H. 138 cm



Colonne per incasso forno P. 59-69 H. 198 cm / Tall units for housing oven D. 59-69 H. 198 cm



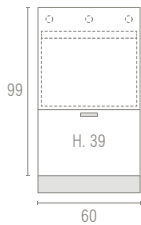
DIMENSIONI D'INGOMBRO COLONNE

OVERALL DIMENSIONS FOR TALL UNITS

XERA®

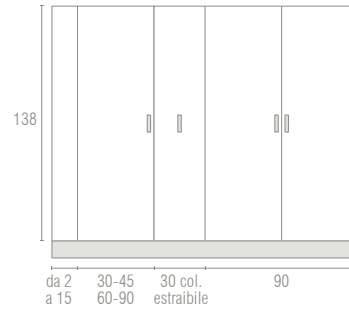
Colonne per incasso forno P. 59-69 H. 99 cm

Tall units for housing oven D. 59-69 H. 99 cm



Colonne P. 59-69 H. 138 cm

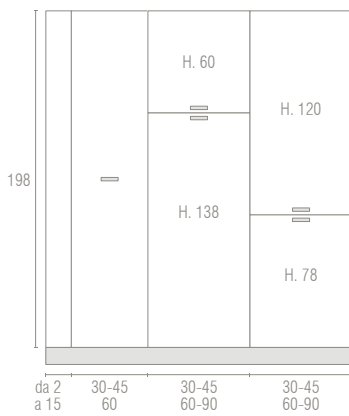
Tall units D. 59-69 H. 138 cm



Monolit 90

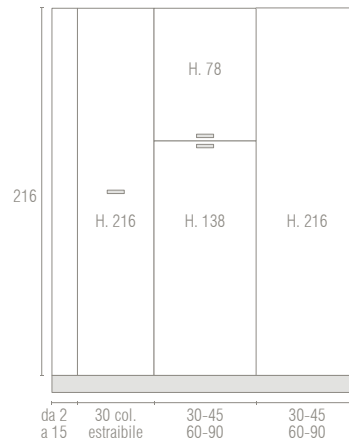
Colonne P. 39-59-69 H. 198 cm

Tall units D. 39-59-69 H. 198 cm



Colonne P. 39-59-69 H. 216 cm

Tall units D. 39-59-69 H. 216 cm





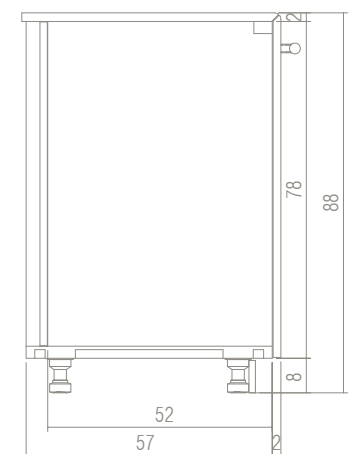
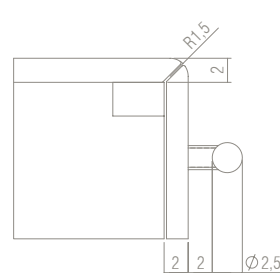
Anta con bordo superiore ed inferiore arrotondato,
con maniglione.

Upper and lower round edge door,
with rod handle.



Dettaglio scocca / Body details

Dettaglio anta / Door details



FINITURE SCOCCHE

BODY FINISHES



Lingotto

FINITURE ANTE

DOORS FINISHES

ACCIAIO / STEEL



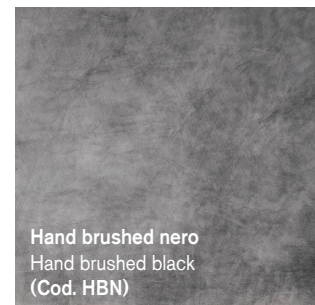
Con scocca/With body:
Scotch Brite
RAL 9010 lucido / RAL 9005 opaco
glossy RAL 9010 / matt RAL 9005
RAL richiesta
RAL on demand



Con scocca/With body:
Scotch Brite
RAL 9010 lucido / RAL 9005 opaco
glossy RAL 9010 / matt RAL 9005



Con scocca/With body:
Scotch Brite
RAL 9010 lucido / RAL 9005 opaco
glossy RAL 9010 / matt RAL 9005



Con scocca/With body:
Scotch Brite
RAL 9010 lucido / RAL 9005 opaco
glossy RAL 9010 / matt RAL 9005

FINITURE ANTE DOORS FINISHES


XERA®

METALLO / METAL



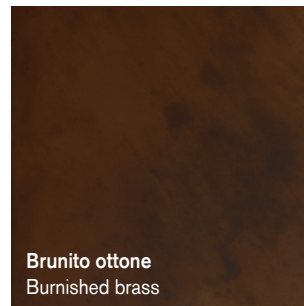
Brunito ruggine
Burnished rust

Con scocca/With body:
Scotch Brite
RAL 9010 lucido / RAL 9005 opaco
glossy RAL 9010 / matt RAL 9005



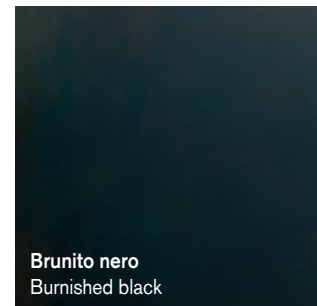
Brunito bronzo
Burnished bronze

Con scocca/With body:
Scotch Brite
RAL 9010 lucido / RAL 9005 opaco
glossy RAL 9010 / matt RAL 9005




Brunito ottone
Burnished brass

Con scocca/With body:
Scotch Brite
RAL 9010 lucido / RAL 9005 opaco
glossy RAL 9010 / matt RAL 9005



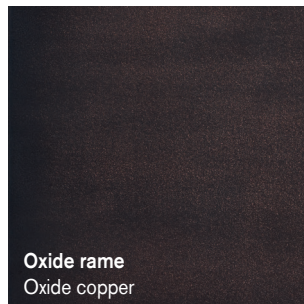
Brunito nero
Burnished black

Con scocca/With body:
Scotch Brite
RAL 9010 lucido / RAL 9005 opaco
glossy RAL 9010 / matt RAL 9005



Oxide bronzo
Oxide bronze

Con scocca/With body:
Scotch Brite
RAL 9010 lucido / RAL 9005 opaco
glossy RAL 9010 / matt RAL 9005



Oxide rame
Oxide copper

Con scocca/With body:
Scotch Brite
RAL 9010 lucido / RAL 9005 opaco
glossy RAL 9010 / matt RAL 9005



Metallo verniciato bianco opaco
Metal matt white lacquered
RAL 9010

Con scocca/With body:
Scotch Brite
RAL 9010 lucido / RAL 9005 opaco
glossy RAL 9010 / matt RAL 9005



Metallo verniciato nero opaco
Metal matt black lacquered
RAL 9005

Con scocca/With body:
Scotch Brite
RAL 9010 lucido / RAL 9005 opaco
glossy RAL 9010 / matt RAL 9005



Metallo verniciato opaco RAL a richiesta
Matt mat laquered all RAL scale.

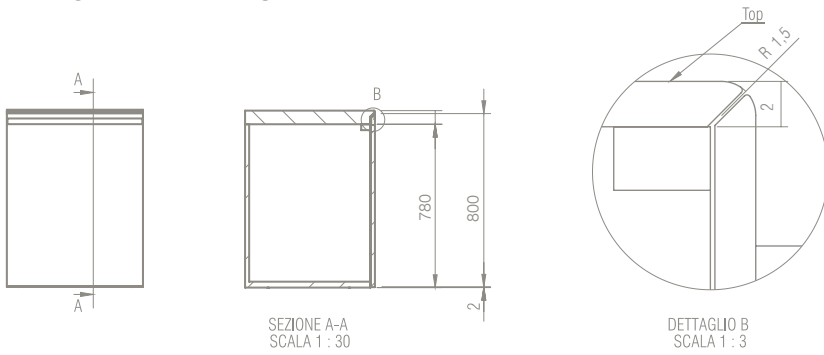
Con scocca/With body:
Scotch Brite
RAL 9010 lucido / RAL 9005 opaco
glossy RAL 9010 / matt RAL 9005

Lingotto

DETTAGLI TECNICI

TECHNICAL DETAILS

MANIGLIE / HANDLES



SEZIONE A-A
SCALA 1 : 30

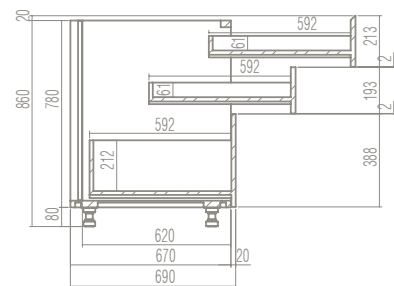
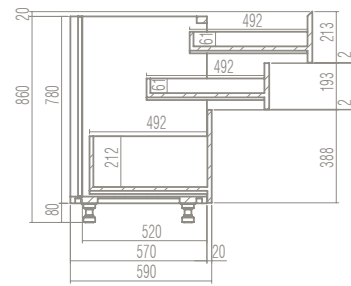
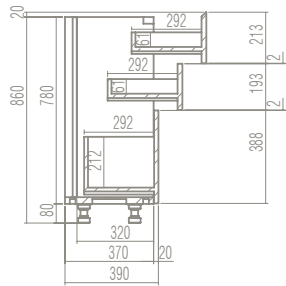
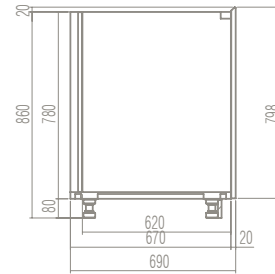
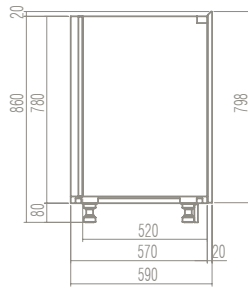
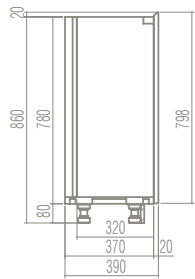
DETTAGLIO B
SCALA 1 : 3

Lingotto

PROFONDITÀ 37 cm / DEPTH 37 cm

PROFONDITÀ 57 cm / DEPTH 57 cm

PROFONDITÀ 67 cm / DEPTH 67 cm



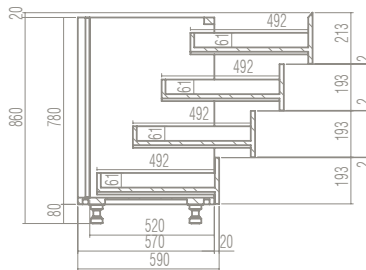
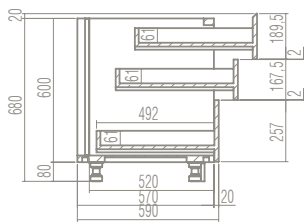
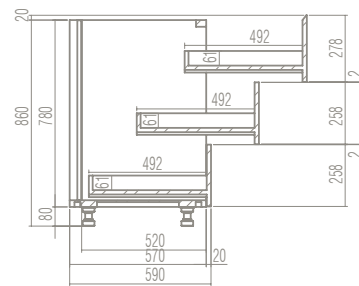
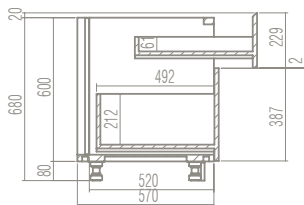
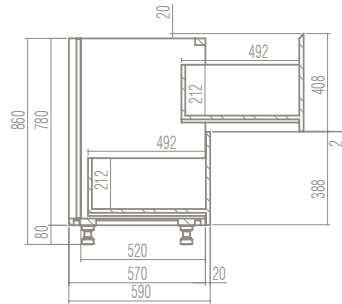
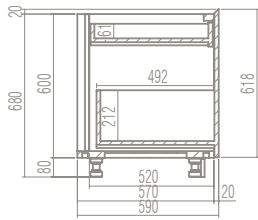
DETTAGLI TECNICI

TECHNICAL DETAILS

XERA®

ALTEZZA 60 cm / 60 cm HEIGHT

ALTEZZA 78 cm / 78 cm HEIGHT

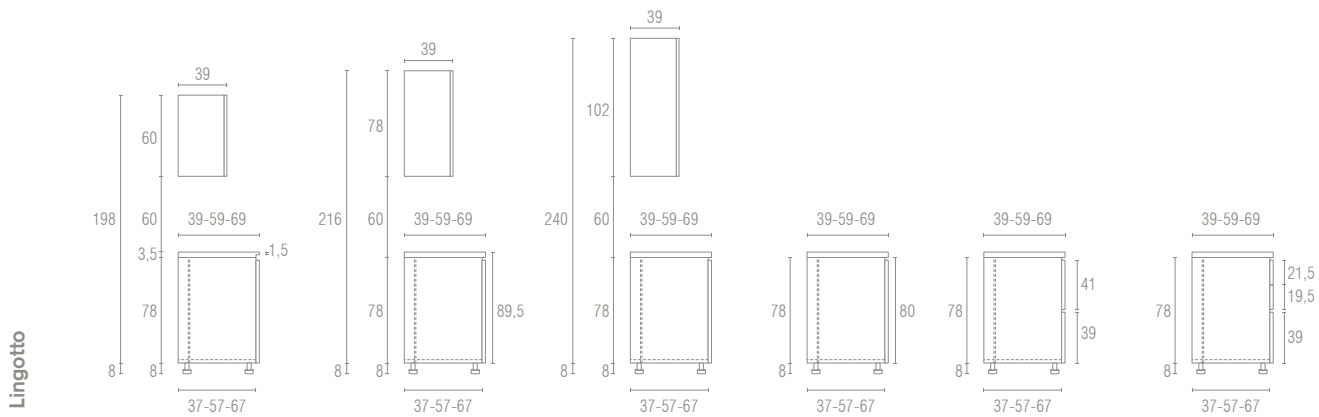


Lingotto

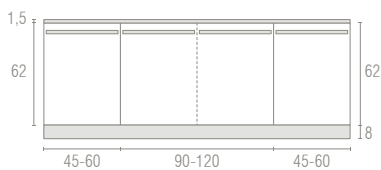
DIMENSIONI D'INGOMBRO BASI CON MANIGLIA

OVERALL DIMENSIONS FOR BASE UNITS WITH HANDLE

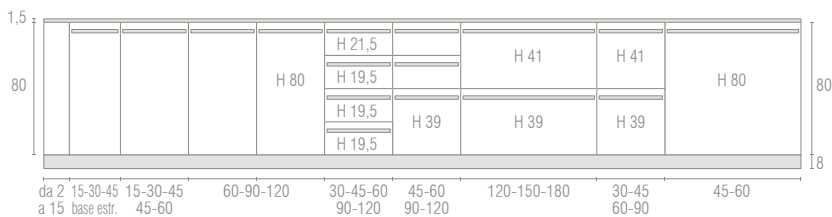
Sezioni / Cross-sections



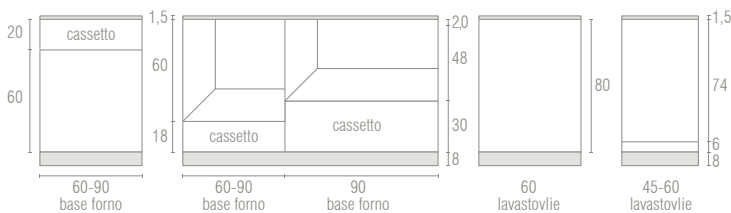
Basi H. 60 / Base units H. 60



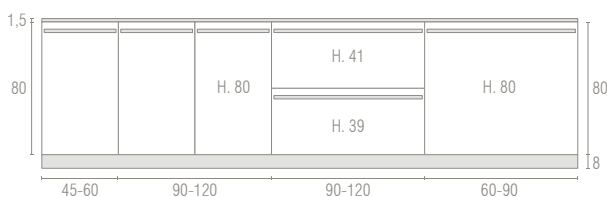
Basi H. 78 / Base units H. 78



Basi per incasso forno e lavastoviglie H. 78 cm / Base units for housing oven and dishwasher H. 78 cm



Basi per incasso lavello H. 78 cm / Base units for housing sink H. 78 cm

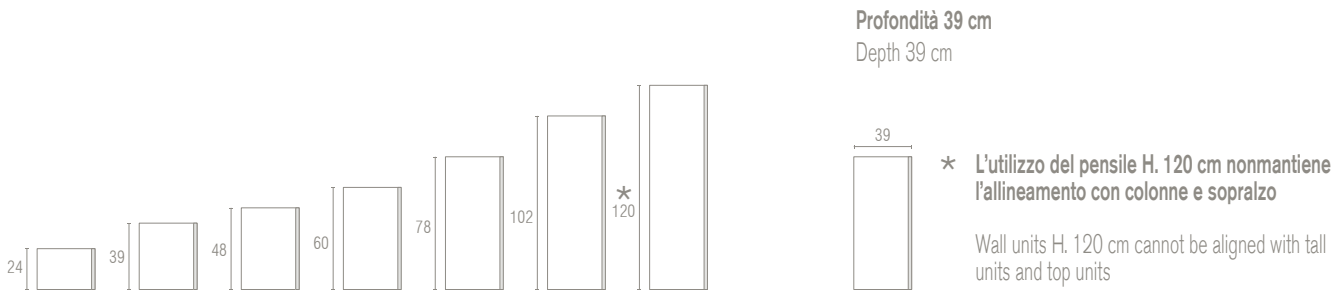


DIMENSIONI D'INGOMBRO PENSILI

OVERALL DIMENSIONS FOR WALL UNITS

XERA®

Altezze H. 24 - 39 - 48 - 60 - 78 - 102 - 120 cm / Height H. 24 - 39 - 48 - 60 - 78 - 102 - 120 cm

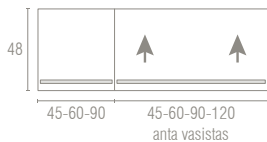


Lingotto

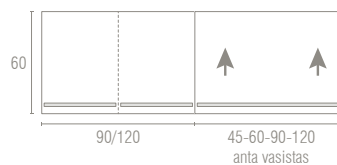
Pensili H. 39 cm / Wall units H. 39 cm



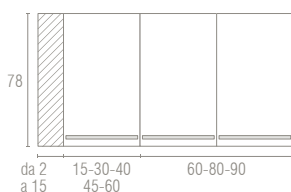
Pensili H. 48 cm / Wall units H. 48 cm



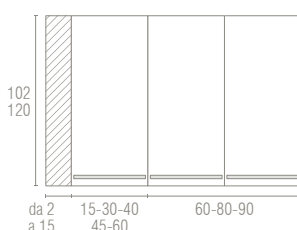
Pensili H. 60 cm / Wall units H. 60 cm



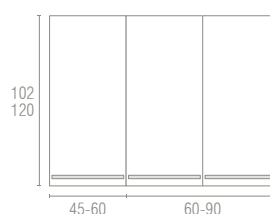
Pensili H. 78 cm / Wall units H. 78 cm



Pensili H. 102 / 120 cm Wall units H. 102 / 120 cm



Pensili scolapiatti e cappe H. 102 / 120 cm Dish-drainer wall units and hoods H. 102 / 120 cm

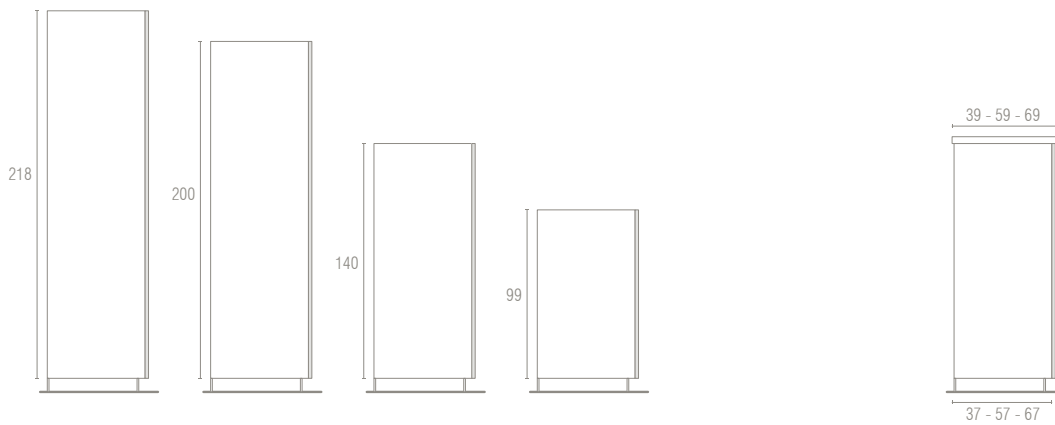


DIMENSIONI D'INGOMBRO COLONNE

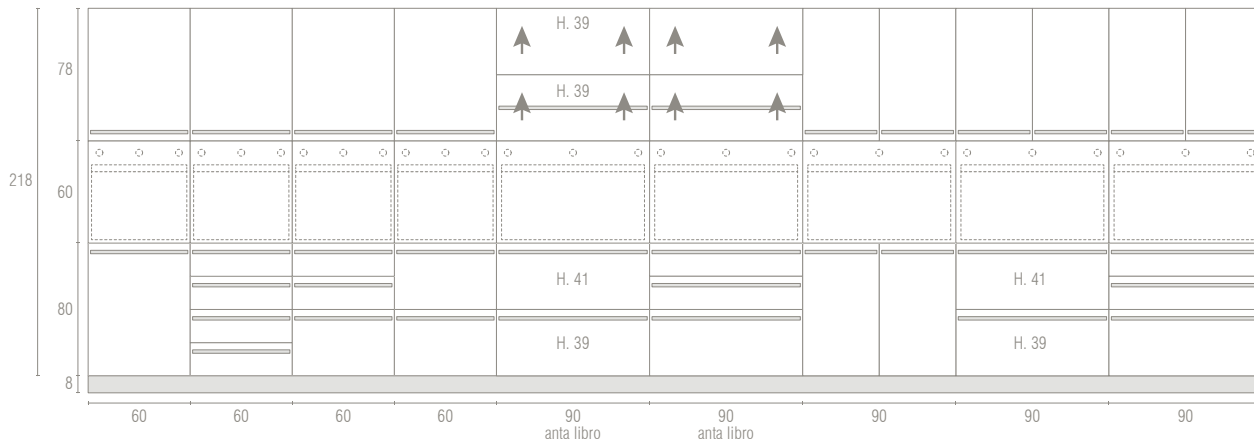
OVERALL DIMENSIONS FOR TALL UNITS

Altezze H. 99-138-198-216 cm / Height H. 99-138-198-216 cm

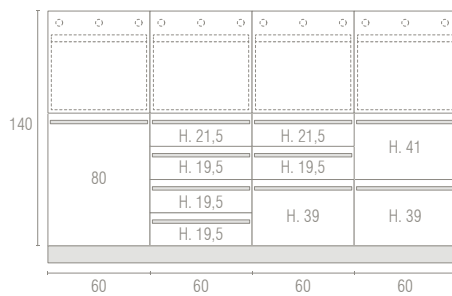
Lingotto



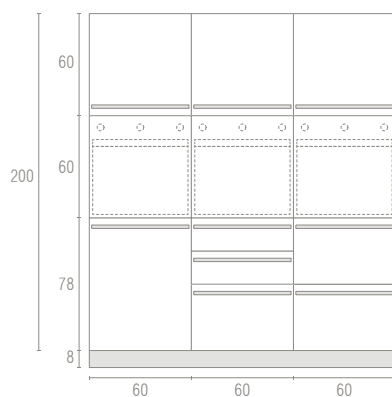
Colonne per incasso forno P. 59-69 H. 216 cm / Tall units for housing oven D. 59-69 H. 216 cm



Colonne per incasso forno P. 59-69 H. 138 cm / Tall units for housing oven D. 59-69 H. 138 cm



Colonne per incasso forno P. 59-69 H. 198 cm / Tall units for housing oven D. 59-69 H. 198 cm



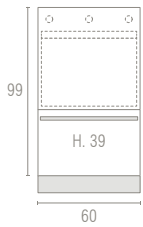
DIMENSIONI D'INGOMBRO COLONNE

OVERALL DIMENSIONS FOR TALL UNITS

XERA®

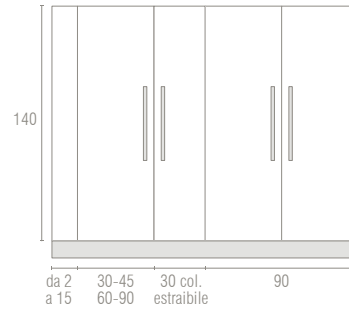
Colonne per incasso forno P. 59-69 H. 99 cm

Tall units for housing oven D. 59-69 H. 99 cm



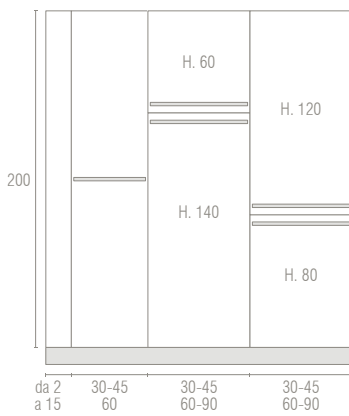
Colonne P. 59-69 H. 138 cm

Tall units D. 59-69 H. 138 cm



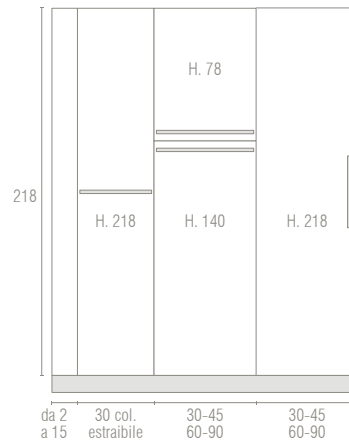
Colonne P. 39-59-69 H. 198 cm

Tall units D. 39-59-69 H. 198 cm



Colonne P. 39-59-69 H. 216 cm

Tall units D. 39-59-69 H. 216 cm



Lingotto



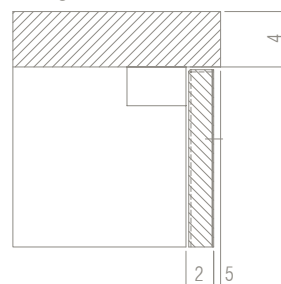
Skin

Anta squadrata con sistema di apertura push-pull.
(meccanico/elettrico)

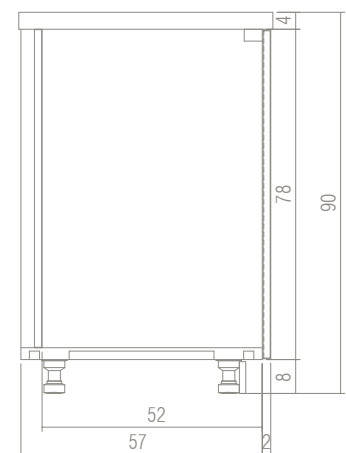
Square door with push-pull open system.
(mechanical/electrical)



Dettaglio anta / Door details



Dettaglio scocca / Body details



FINITURE SCOCHE

BODY FINISHES



Skin

FINITURE ANTE

DOORS FINISHES

ACCIAIO / STEEL



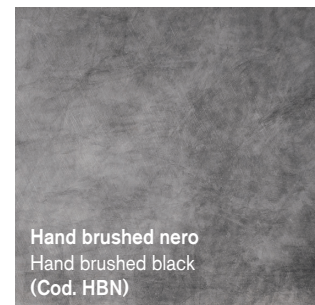
Con scocca/With body:
Scotch Brite
RAL 9010 lucido / RAL 9005 opaco
glossy RAL 9010 / matt RAL 9005
RAL richiesta
RAL on demand



Con scocca/With body:
Scotch Brite
RAL 9010 lucido / RAL 9005 opaco
glossy RAL 9010 / matt RAL 9005



Con scocca/With body:
Scotch Brite
RAL 9010 lucido / RAL 9005 opaco
glossy RAL 9010 / matt RAL 9005



Con scocca/With body:
Scotch Brite
RAL 9010 lucido / RAL 9005 opaco
glossy RAL 9010 / matt RAL 9005

FINITURE ANTE DOORS FINISHES


XERA®

METALLO / METAL



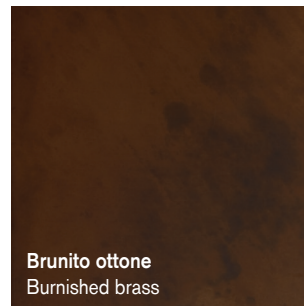
Brunito ruggine
Burnished rust

Con scocca/With body:
Scotch Brite
RAL 9010 lucido / RAL 9005 opaco
glossy RAL 9010 / matt RAL 9005



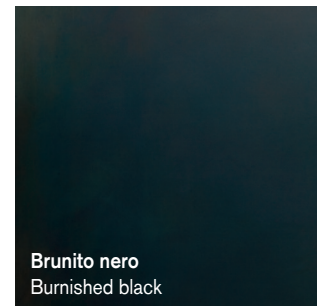
Brunito bronzo
Burnished rust

Con scocca/With body:
Scotch Brite
RAL 9010 lucido / RAL 9005 opaco
glossy RAL 9010 / matt RAL 9005




Brunito ottone
Burnished brass

Con scocca/With body:
Scotch Brite
RAL 9010 lucido / RAL 9005 opaco
glossy RAL 9010 / matt RAL 9005



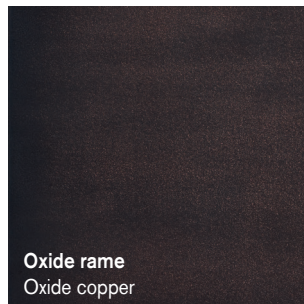
Brunito nero
Burnished black

Con scocca/With body:
Scotch Brite
RAL 9010 lucido / RAL 9005 opaco
glossy RAL 9010 / matt RAL 9005



Oxide bronzo
Oxide bronze

Con scocca/With body:
Scotch Brite
RAL 9010 lucido / RAL 9005 opaco
glossy RAL 9010 / matt RAL 9005



Oxide rame
Oxide copper

Con scocca/With body:
Scotch Brite
RAL 9010 lucido / RAL 9005 opaco
glossy RAL 9010 / matt RAL 9005



Metallo verniciato bianco opaco
Metal matt white lacquered
RAL 9010

Con scocca/With body:
Scotch Brite
RAL 9010 lucido / RAL 9005 opaco
glossy RAL 9010 / matt RAL 9005



Metallo verniciato nero opaco
Metal matt black lacquered
RAL 9005

Con scocca/With body:
Scotch Brite
RAL 9010 lucido / RAL 9005 opaco
glossy RAL 9010 / matt RAL 9005



Metallo verniciato opaco RAL a richiesta
Matt mat lacquered all RAL scale.

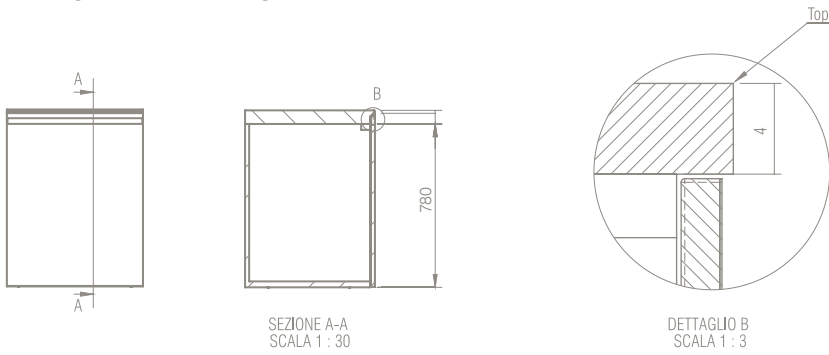
Con scocca/With body:
Scotch Brite
RAL 9010 lucido / RAL 9005 opaco
glossy RAL 9010 / matt RAL 9005

Skin

DETTAGLI TECNICI

TECHNICAL DETAILS

MANIGLIE / HANDLES



SEZIONE A-A
SCALA 1 : 30

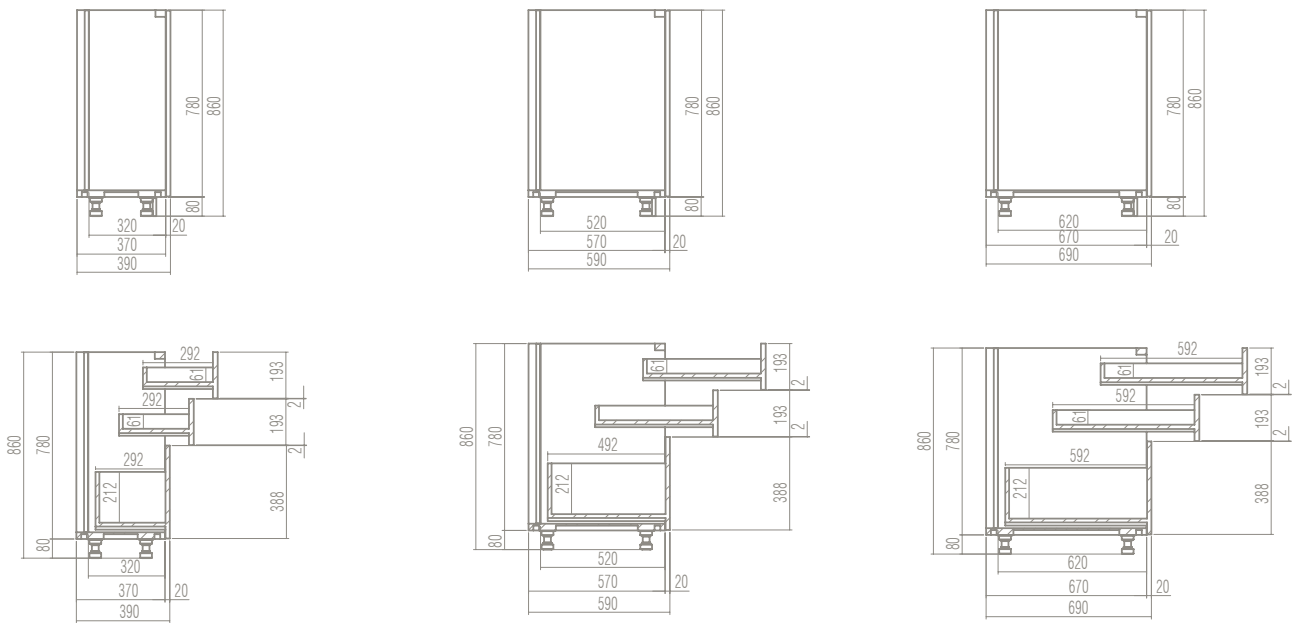
DETTAGLIO B
SCALA 1 : 3

PROFONDITÀ 37 cm / DEPTH 37 cm

PROFONDITÀ 57 cm / DEPTH 57 cm

PROFONDITÀ 67 cm / DEPTH 67 cm

Skin



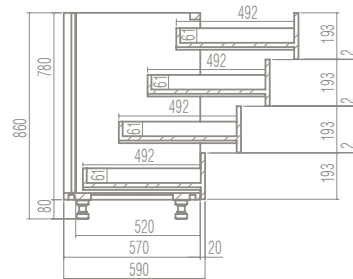
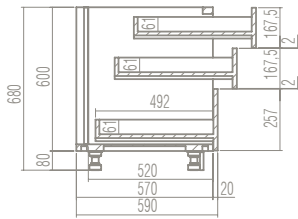
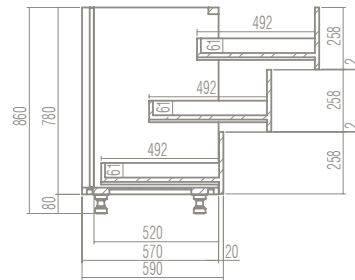
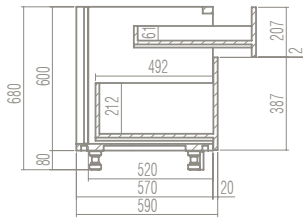
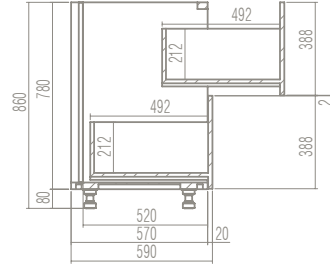
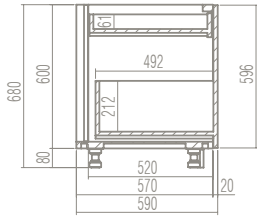
DETTAGLI TECNICI

TECHNICAL DETAILS

XERA®

ALTEZZA 60 cm / 60 cm HEIGHT

ALTEZZA 78 cm / 78 cm HEIGHT

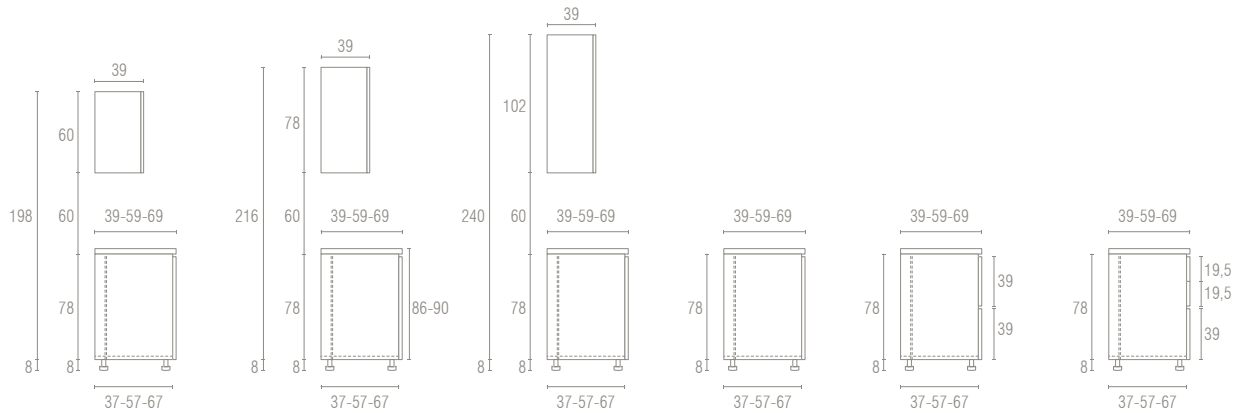


Skin

DIMENSIONI D'INGOMBRO BASI CON MANIGLIA

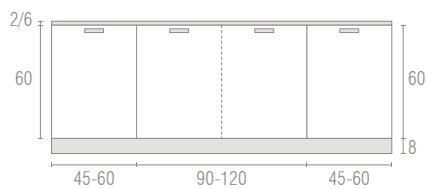
OVERALL DIMENSIONS FOR BASE UNITS WITH HANDLE

Sezioni / Cross-sections

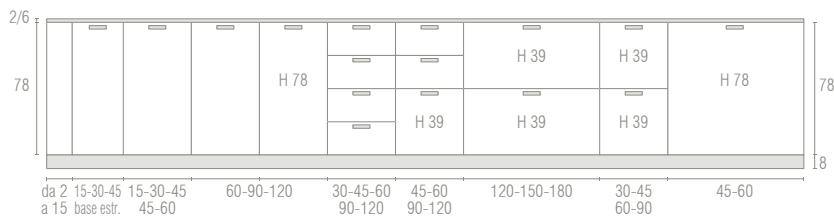


Basi H. 60 / Base units H. 60

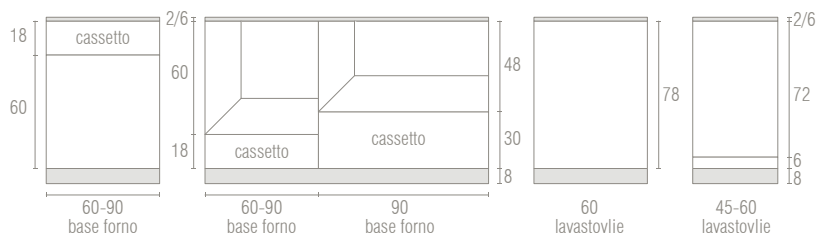
Skin



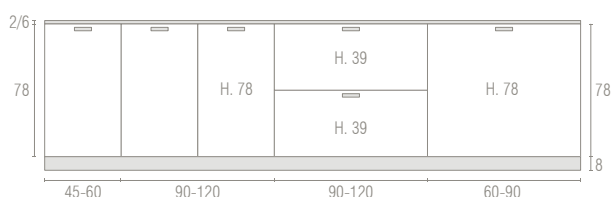
Basi H. 78 / Base units H. 78



Basi per incasso forno e lavastoviglie H. 78 cm / Base units for housing oven and dishwasher H. 78 cm



Basi per incasso lavello H. 78 cm / Base units for housing sink H. 78 cm

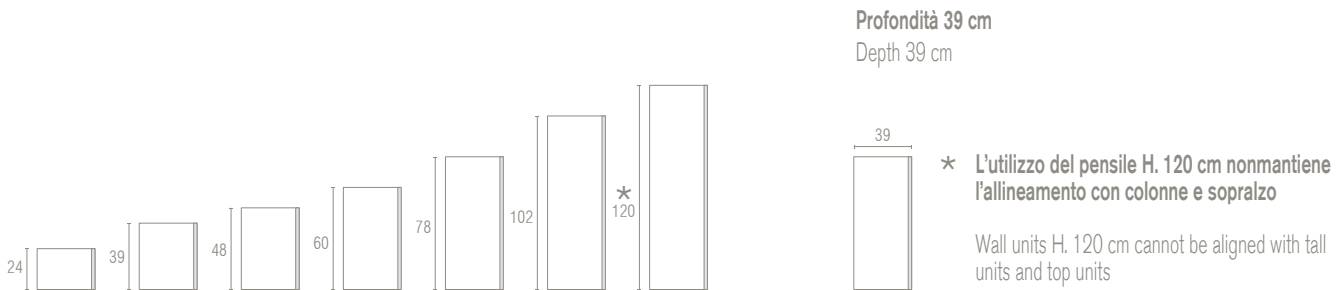


DIMENSIONI D'INGOMBRO PENSILI

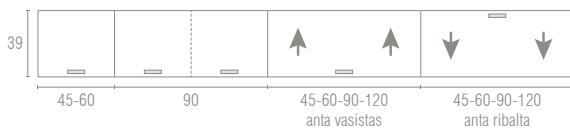
OVERALL DIMENSIONS FOR WALL UNITS

XERA®

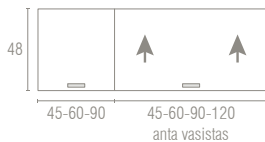
Altezze H. 24 - 39 - 48 - 60 - 78 - 102 - 120 cm / Height H. 24 - 39 - 48 - 60 - 78 - 102 - 120 cm



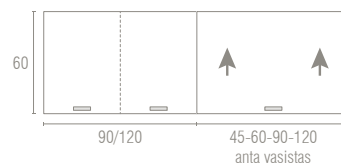
Pensili H. 39 cm / Wall units H. 30 cm



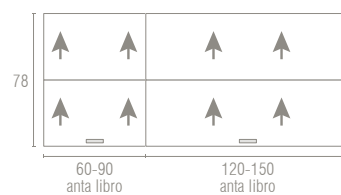
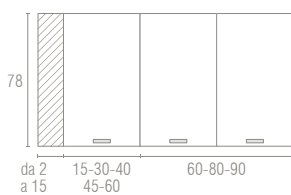
Pensili H. 48 cm / Wall units H. 48 cm



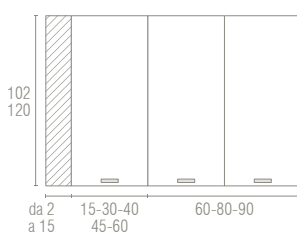
Pensili H. 60 cm / Wall units H. 60 cm



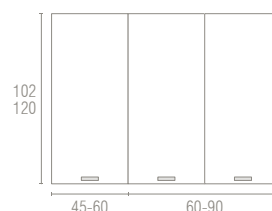
Pensili H. 78 cm / Wall units H. 78 cm



Pensili H. 102 / 120 cm Wall units H. 102 / 120 cm



Pensili scolapiatti e cappe H. 102 / 120 cm Dish-drainer wall units and hoods H. 102 / 120 cm

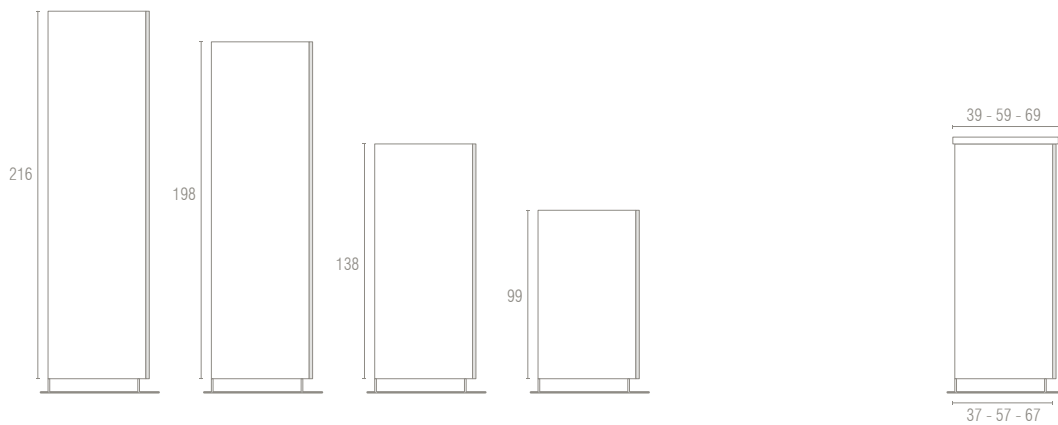


Skin

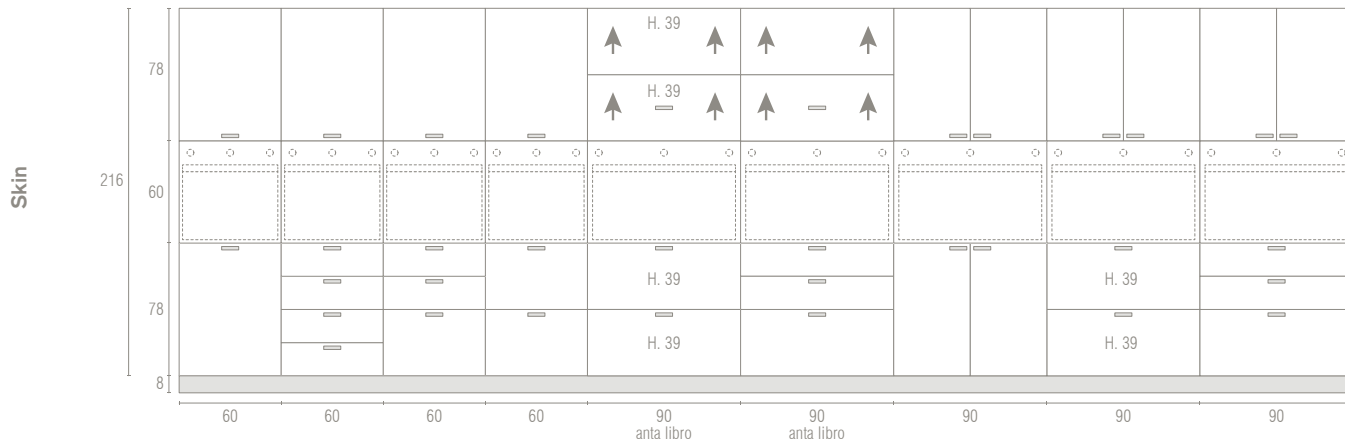
DIMENSIONI D'INGOMBRO COLONNE

OVERALL DIMENSIONS FOR TALL UNITS

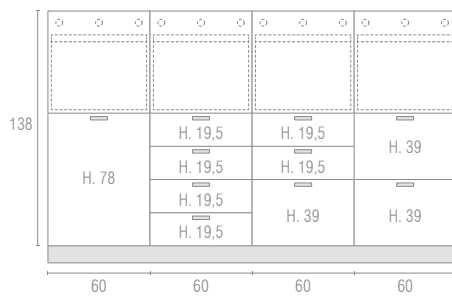
Altezze H. 99-138-198-216 cm / Height H. 99-138-198-216 cm



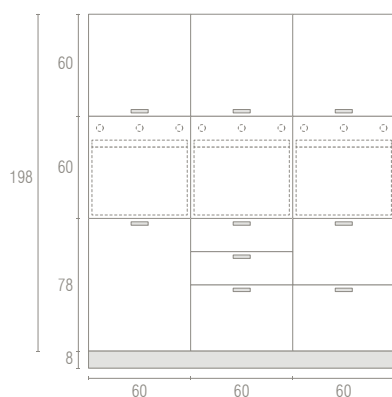
Colonne per incasso forno P. 59-69 H. 216 cm / Tall units for housing oven D. 59-69 H. 216 cm



Colonne per incasso forno P. 59-69 H. 138 cm / Tall units for housing oven D. 59-69 H. 138 cm



Colonne per incasso forno P. 59-69 H. 198 cm / Tall units for housing oven D. 59-69 H. 198 cm



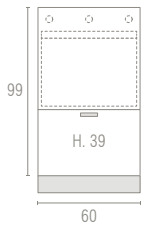
DIMENSIONI D'INGOMBRO COLONNE

OVERALL DIMENSIONS FOR TALL UNITS

XERA®

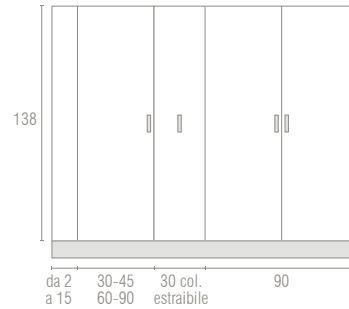
Colonne per incasso forno P. 59-69 H. 99 cm

Tall units for housing oven D. 59-69 H. 99 cm



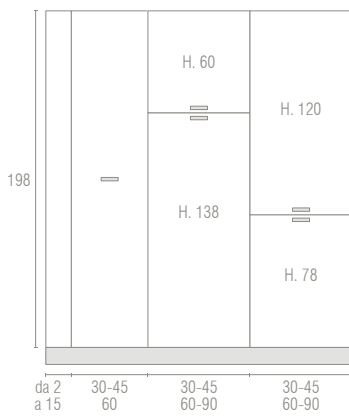
Colonne P. 59-69 H. 138 cm

Tall units D. 59-69 H. 138 cm



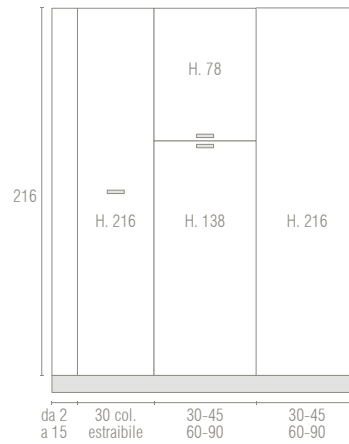
Colonne P. 39-59-69 H. 198 cm

Tall units D. 39-59-69 H. 198 cm



Colonne P. 39-59-69 H. 216 cm

Tall units D. 39-59-69 H. 216 cm



Skin



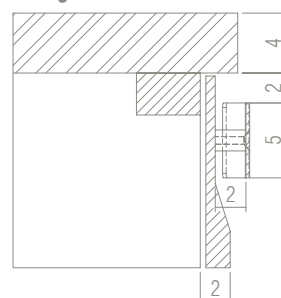
Anta sagomata
con maniglione personalizzato

Shaped door
with big handle

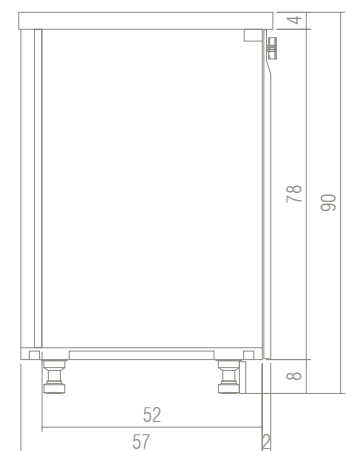
Dry Wet



Dettaglio anta / Door details



Dettaglio scocca / Body details



FINITURE SCOCHE

BODY FINISHES



FINITURE ANTE

DOORS FINISHES

ACCIAIO / STEEL

Dry Wet



Con scocca/With body:
Scotch Brite
RAL 9010 lucido / RAL 9005 opaco
glossy RAL 9010 / matt RAL 9005
RAL richiesta
RAL on demand



Con scocca/With body:
Scotch Brite
RAL 9010 lucido / RAL 9005 opaco
glossy RAL 9010 / matt RAL 9005



Con scocca/With body:
Scotch Brite
RAL 9010 lucido / RAL 9005 opaco
glossy RAL 9010 / matt RAL 9005



Con scocca/With body:
Scotch Brite
RAL 9010 lucido / RAL 9005 opaco
glossy RAL 9010 / matt RAL 9005

FINITURE ANTE DOORS FINISHES


XERA®

METALLO / METAL



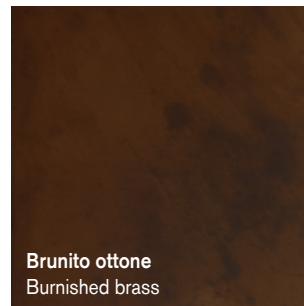
Brunito ruggine
Burnished rust

Con scocca/With body:
Scotch Brite
RAL 9010 lucido / RAL 9005 opaco
glossy RAL 9010 / matt RAL 9005



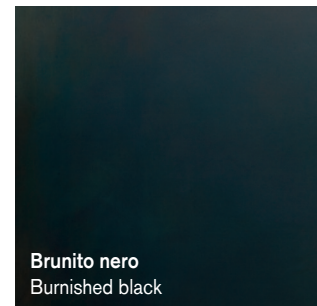
Brunito bronzo
Burnished rust

Con scocca/With body:
Scotch Brite
RAL 9010 lucido / RAL 9005 opaco
glossy RAL 9010 / matt RAL 9005




Brunito ottone
Burnished brass

Con scocca/With body:
Scotch Brite
RAL 9010 lucido / RAL 9005 opaco
glossy RAL 9010 / matt RAL 9005



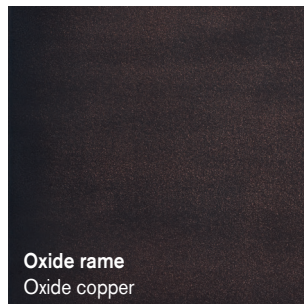
Brunito nero
Burnished black

Con scocca/With body:
Scotch Brite
RAL 9010 lucido / RAL 9005 opaco
glossy RAL 9010 / matt RAL 9005



Oxide bronzo
Oxide bronze

Con scocca/With body:
Scotch Brite
RAL 9010 lucido / RAL 9005 opaco
glossy RAL 9010 / matt RAL 9005



Oxide rame
Oxide copper

Con scocca/With body:
Scotch Brite
RAL 9010 lucido / RAL 9005 opaco
glossy RAL 9010 / matt RAL 9005



Metallo verniciato bianco opaco
Metal matt white lacquered
RAL 9010

Con scocca/With body:
Scotch Brite
RAL 9010 lucido / RAL 9005 opaco
glossy RAL 9010 / matt RAL 9005



Metallo verniciato nero opaco
Metal matt black lacquered
RAL 9005

Con scocca/With body:
Scotch Brite
RAL 9010 lucido / RAL 9005 opaco
glossy RAL 9010 / matt RAL 9005



Metallo verniciato opaco RAL a richiesta
Matt mat laquered all RAL scale.

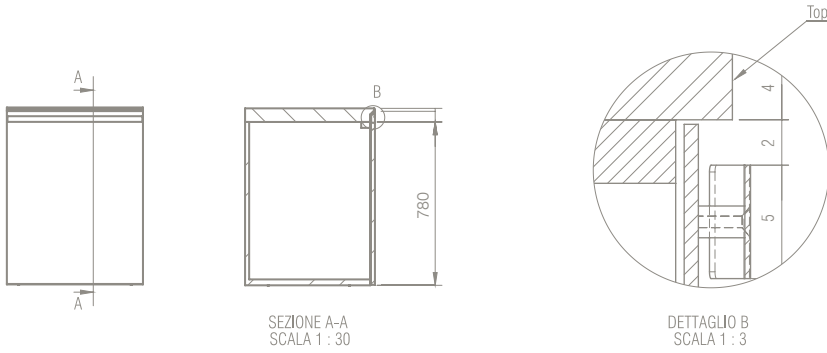
Con scocca/With body:
Scotch Brite
RAL 9010 lucido / RAL 9005 opaco
glossy RAL 9010 / matt RAL 9005

Dry Wet

DETTAGLI TECNICI

TECHNICAL DETAILS

MANIGLIE / HANDLES

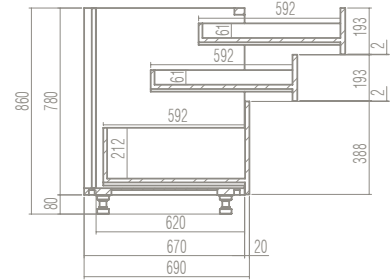
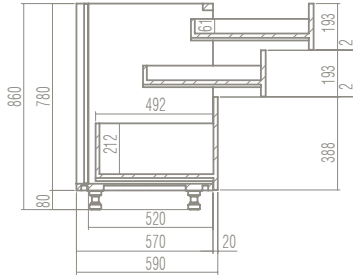
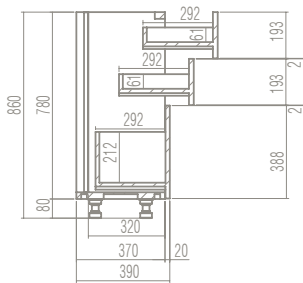
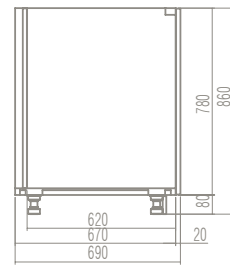
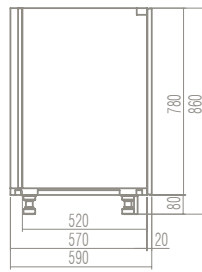
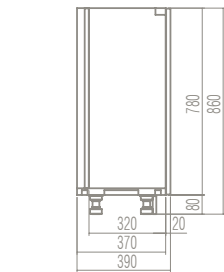


PROFONDITÀ 37 cm / DEPTH 37 cm

PROFONDITÀ 57 cm / DEPTH 57 cm

PROFONDITÀ 67 cm / DEPTH 67 cm

Dry Wet



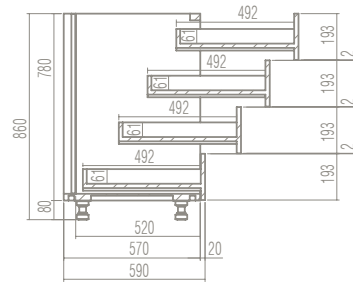
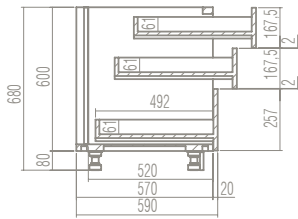
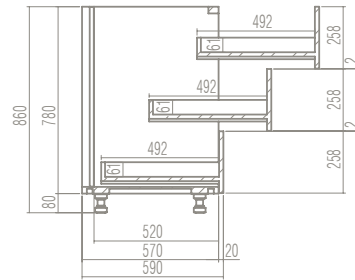
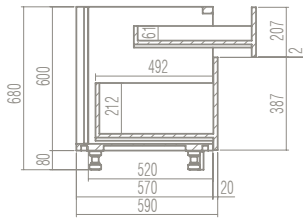
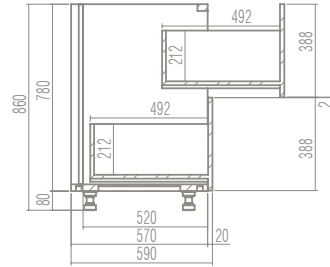
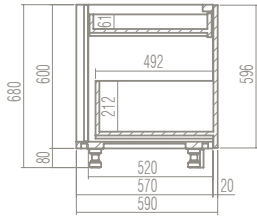
DETTAGLI TECNICI

TECHNICAL DETAILS

XERA®

ALTEZZA 60 cm / 60 cm HEIGHT

ALTEZZA 78 cm / 78 cm HEIGHT

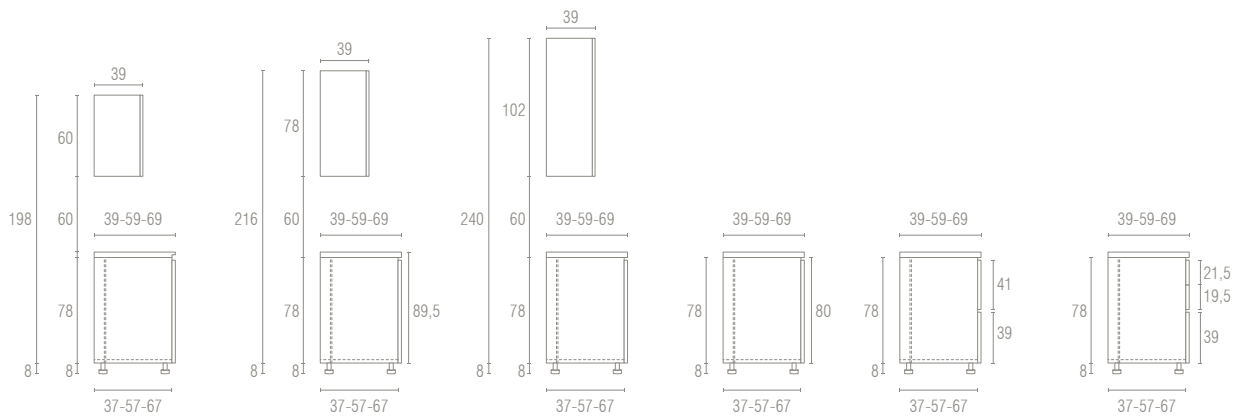


Dry Wet

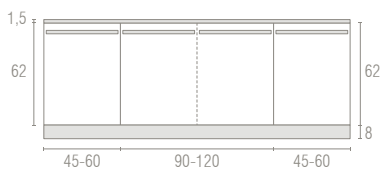
DIMENSIONI D'INGOMBRO BASI CON MANIGLIA

OVERALL DIMENSIONS FOR BASE UNITS WITH HANDLE

Sezioni / Cross-sections

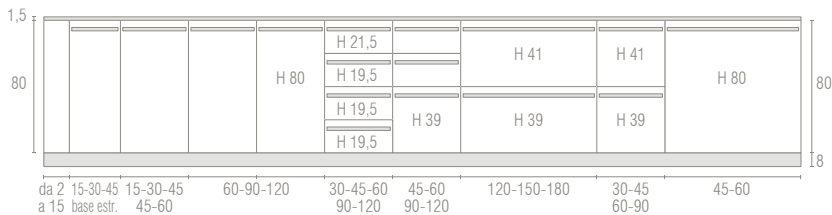


Basi H. 60 / Base units H. 60

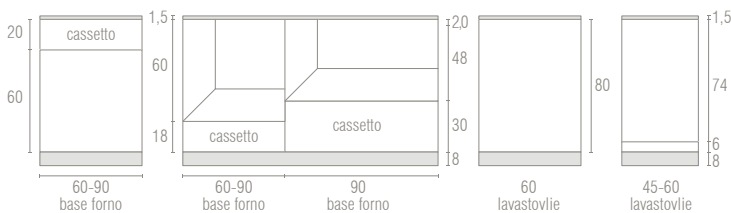


Basi H. 78 / Base units H. 78

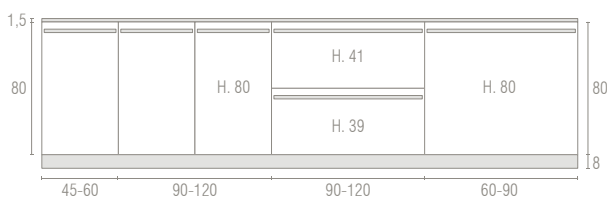
Dry Wet



Basi per incasso forno e lavastoviglie H. 78 cm / Base units for housing oven and dishwasher H. 78 cm



Basi per incasso lavello H. 78 cm / Base units for housing sink H. 78 cm

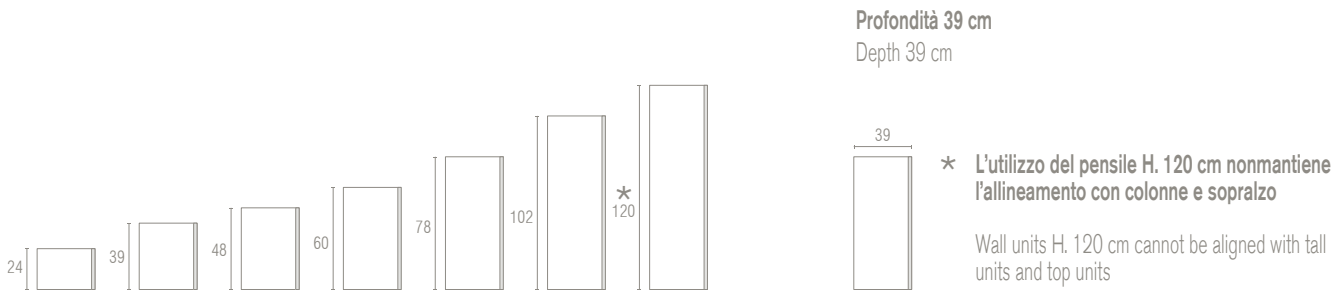


DIMENSIONI D'INGOMBRO PENSILI

OVERALL DIMENSIONS FOR WALL UNITS

XERA®

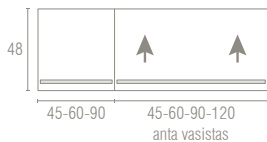
Altezze H. 24 - 39 - 48 - 60 - 78 - 102 - 120 cm / Height H. 24 - 39 - 48 - 60 - 78 - 102 - 120 cm



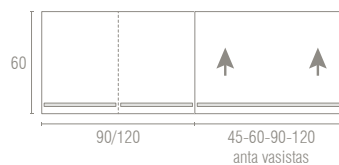
Pensili H. 39 cm / Wall units H. 39 cm



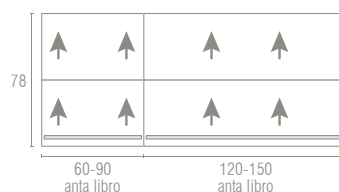
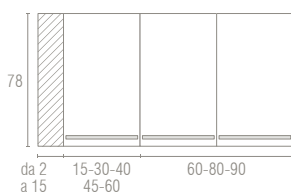
Pensili H. 48 cm / Wall units H. 48 cm



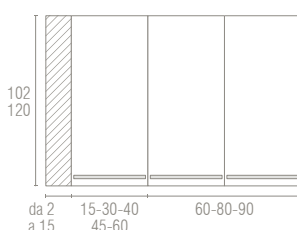
Pensili H. 60 cm / Wall units H. 60 cm



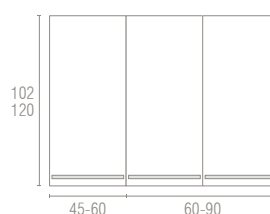
Pensili H. 78 cm / Wall units H. 78 cm



Pensili H. 102 / 120 cm Wall units H. 102 / 120 cm



Pensili scolapiatti e cappe H. 102 / 120 cm Dish-drainer wall units and hoods H. 102 / 120 cm

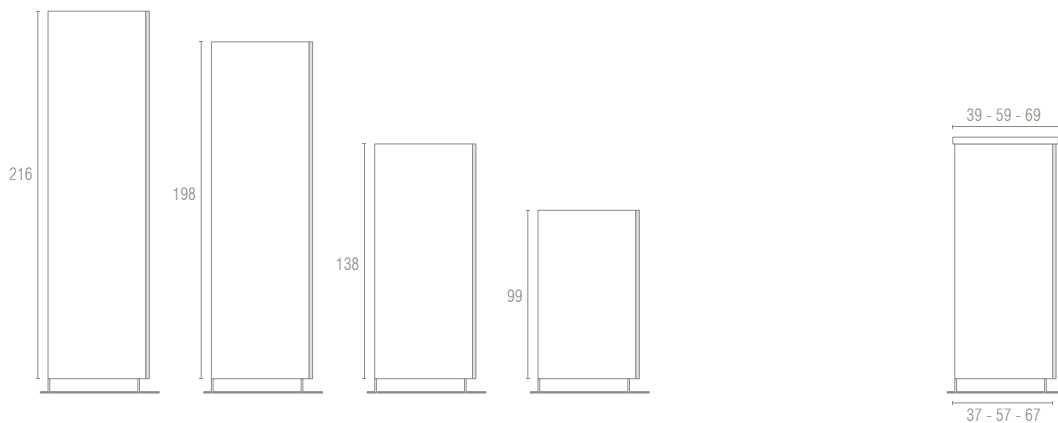


Dry Wet

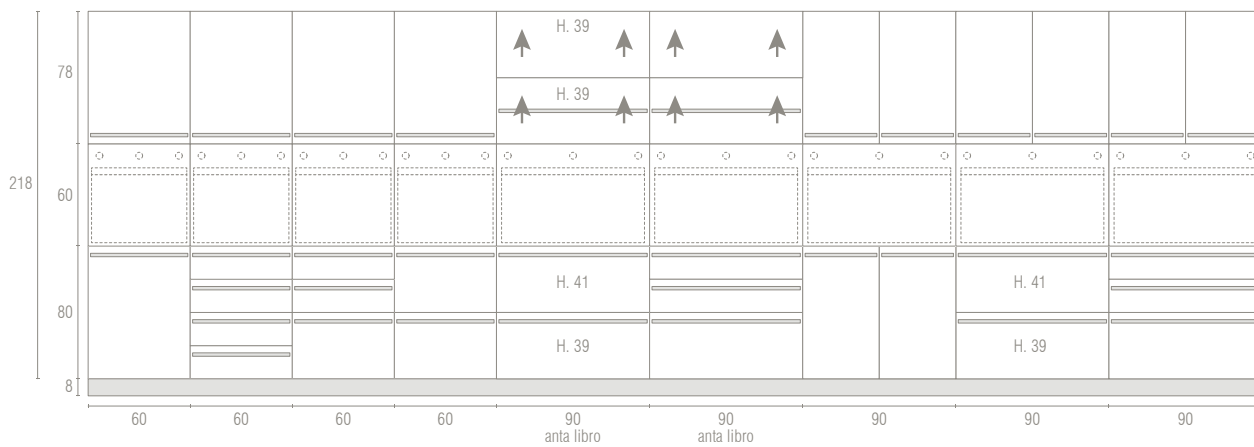
DIMENSIONI D'INGOMBRO COLONNE

OVERALL DIMENSIONS FOR TALL UNITS

Altezze H. 99-138-198-216 cm / Height H. 99-138-198-216 cm

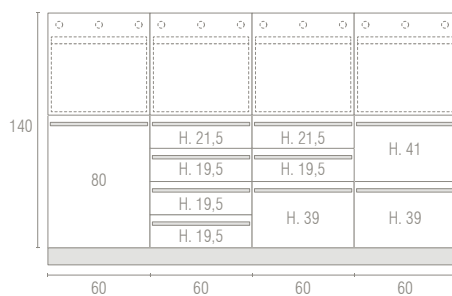


Colonne per incasso forno P. 59-69 H. 216 cm / Tall units for housing oven D. 59-69 H. 216 cm

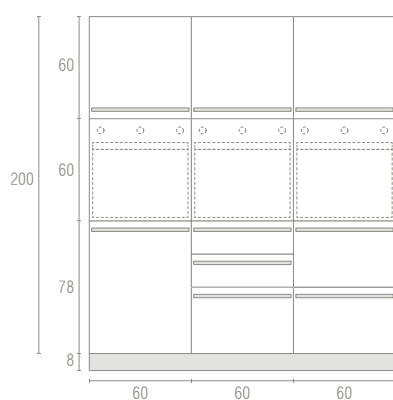


Dry Wet

Colonne per incasso forno P. 59-69 H. 138 cm / Tall units for housing oven D. 59-69 H. 138 cm



Colonne per incasso forno P. 59-69 H. 198 cm / Tall units for housing oven D. 59-69 H. 198 cm



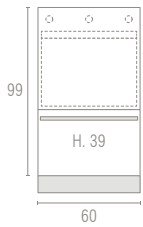
DIMENSIONI D'INGOMBRO COLONNE

OVERALL DIMENSIONS FOR TALL UNITS

XERA®

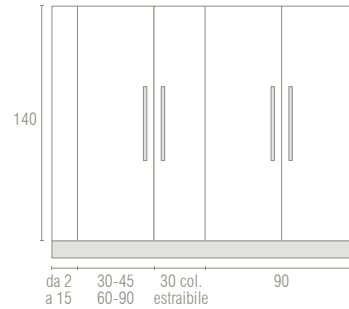
Colonne per incasso forno P. 59-69 H. 99 cm

Tall units for housing oven D. 59-69 H. 99 cm



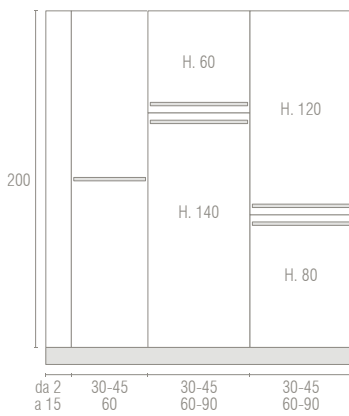
Colonne P. 59-69 H. 138 cm

Tall units D. 59-69 H. 138 cm



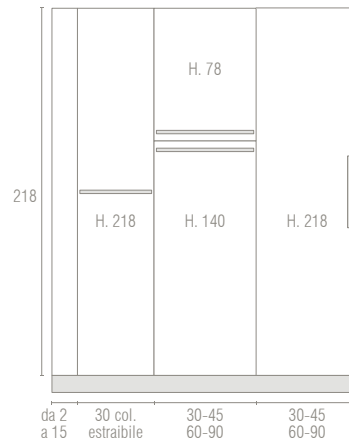
Colonne P. 39-59-69 H. 198 cm

Tall units D. 39-59-69 H. 198 cm



Colonne P. 39-59-69 H. 216 cm

Tall units D. 39-59-69 H. 216 cm



Dry Wet

SQUARE

XERA®

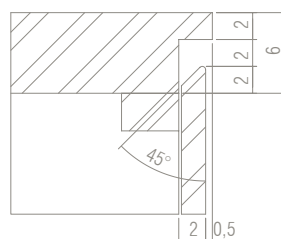


Anta con presa a 45°

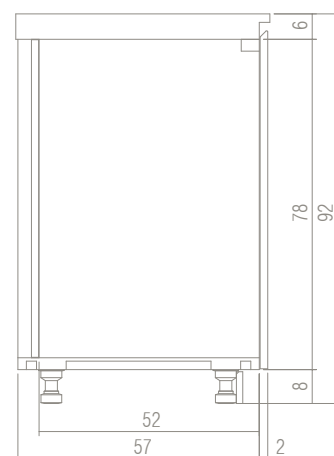
Grip handle 45°

Square

Dettaglio anta / Door details



Dettaglio scocca / Body details



FINITURE SCOCCHE

BODY FINISHES



FINITURE ANTE

DOORS FINISHES

ACCIAIO / STEEL



Con scocca/With body:
Scotch Brite
RAL 9010 lucido / RAL 9005 opaco
glossy RAL 9010 / matt RAL 9005
RAL richiesta
RAL on demand



Con scocca/With body:
Scotch Brite
RAL 9010 lucido / RAL 9005 opaco
glossy RAL 9010 / matt RAL 9005



Con scocca/With body:
Scotch Brite
RAL 9010 lucido / RAL 9005 opaco
glossy RAL 9010 / matt RAL 9005



Con scocca/With body:
Scotch Brite
RAL 9010 lucido / RAL 9005 opaco
glossy RAL 9010 / matt RAL 9005

Square

FINITURE ANTE DOORS FINISHES


XERA®

METALLO / METAL



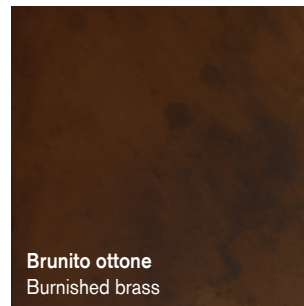
Brunito ruggine
Burnished rust

Con scocca/With body:
Scotch Brite
RAL 9010 lucido / RAL 9005 opaco
glossy RAL 9010 / matt RAL 9005



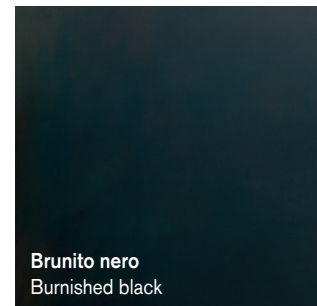
Brunito bronzo
Burnished rust

Con scocca/With body:
Scotch Brite
RAL 9010 lucido / RAL 9005 opaco
glossy RAL 9010 / matt RAL 9005




Brunito ottone
Burnished brass

Con scocca/With body:
Scotch Brite
RAL 9010 lucido / RAL 9005 opaco
glossy RAL 9010 / matt RAL 9005



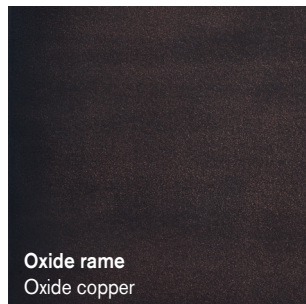
Brunito nero
Burnished black

Con scocca/With body:
Scotch Brite
RAL 9010 lucido / RAL 9005 opaco
glossy RAL 9010 / matt RAL 9005



Oxide bronzo
Oxide bronze

Con scocca/With body:
Scotch Brite
RAL 9010 lucido / RAL 9005 opaco
glossy RAL 9010 / matt RAL 9005



Oxide rame
Oxide copper

Con scocca/With body:
Scotch Brite
RAL 9010 lucido / RAL 9005 opaco
glossy RAL 9010 / matt RAL 9005



Metallo verniciato bianco opaco
Metal matt white lacquered
RAL 9010

Con scocca/With body:
Scotch Brite
RAL 9010 lucido / RAL 9005 opaco
glossy RAL 9010 / matt RAL 9005



Metallo verniciato nero opaco
Metal matt black lacquered
RAL 9005

Con scocca/With body:
Scotch Brite
RAL 9010 lucido / RAL 9005 opaco
glossy RAL 9010 / matt RAL 9005



Metallo verniciato opaco RAL a richiesta
Matt mat laquered all RAL scale.


Con scocca/With body:
Scotch Brite
RAL 9010 lucido / RAL 9005 opaco
glossy RAL 9010 / matt RAL 9005

Square

FINITURE ANTE


DOORS FINISHES

LEGNO / WOOD




Rovere spazzolato - Chiaro
Brushed oak, chiaro

Con scocca/With body:
Scotch Brite
RAL 9010 lucido / RAL 9005 opaco
glossy RAL 9010 / matt RAL 9005




Rovere spazzolato - Cioccolato
Brushed oak, cioccolato

Con scocca/With body:
Scotch Brite
RAL 9010 lucido / RAL 9005 opaco
glossy RAL 9010 / matt RAL 9005



Rovere spazzolato - Testa di Moro
Brushed oak, testa di moro

Con scocca/With body:
Scotch Brite
RAL 9010 lucido / RAL 9005 opaco
glossy RAL 9010 / matt RAL 9005



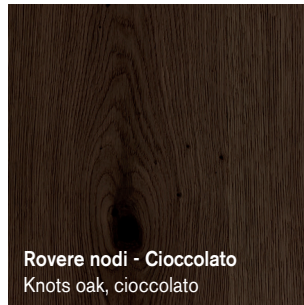
Rovere spazzolato - Grigio
Brushed oak, grigio

Con scocca/With body:
Scotch Brite
RAL 9010 lucido / RAL 9005 opaco
glossy RAL 9010 / matt RAL 9005



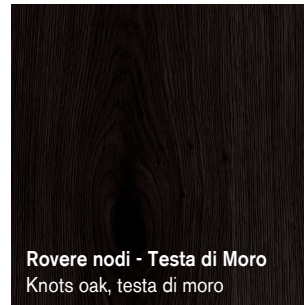
Rovere nodi - Chiaro
Knots oak, chiaro

Con scocca/With body:
Scotch Brite
RAL 9010 lucido / RAL 9005 opaco
glossy RAL 9010 / matt RAL 9005



Rovere nodi - Cioccolato
Knots oak, cioccolato

Con scocca/With body:
Scotch Brite
RAL 9010 lucido / RAL 9005 opaco
glossy RAL 9010 / matt RAL 9005




Rovere nodi - Testa di Moro
Knots oak, testa di moro

Con scocca/With body:
Scotch Brite
RAL 9010 lucido / RAL 9005 opaco
glossy RAL 9010 / matt RAL 9005




Rovere nodi - Grigio
Knots oak, grigio

Con scocca/With body:
Scotch Brite
RAL 9010 lucido / RAL 9005 opaco
glossy RAL 9010 / matt RAL 9005



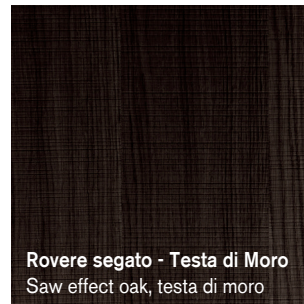
Rovere segato - Chiaro
Saw effect oak, chiaro

Con scocca/With body:
Scotch Brite
RAL 9010 lucido / RAL 9005 opaco
glossy RAL 9010 / matt RAL 9005




Rovere segato - Cioccolato
Saw effect oak, cioccolato

Con scocca/With body:
Scotch Brite
RAL 9010 lucido / RAL 9005 opaco
glossy RAL 9010 / matt RAL 9005



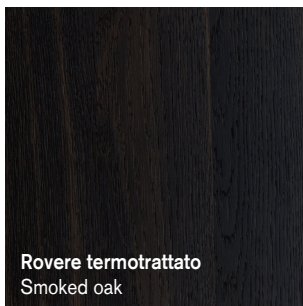
Rovere segato - Testa di Moro
Saw effect oak, testa di moro

Con scocca/With body:
Scotch Brite
RAL 9010 lucido / RAL 9005 opaco
glossy RAL 9010 / matt RAL 9005



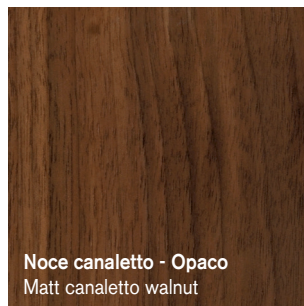
Rovere segato - Grigio
Saw effect oak, grigio

Con scocca/With body:
Scotch Brite
RAL 9010 lucido / RAL 9005 opaco
glossy RAL 9010 / matt RAL 9005




Rovere termotrattato
Smoked oak

Con scocca/With body:
Scotch Brite
RAL 9010 lucido / RAL 9005 opaco
glossy RAL 9010 / matt RAL 9005




Noce canaletto - Opaco
Matt canaletto walnut

Con scocca/With body:
Scotch Brite
RAL 9010 lucido / RAL 9005 opaco
glossy RAL 9010 / matt RAL 9005



Noce canaletto - Lucido
Glossy canaletto walnut

Con scocca/With body:
Scotch Brite
RAL 9010 lucido / RAL 9005 opaco
glossy RAL 9010 / matt RAL 9005



Mogano - Opaco
Matt mahagoni


Con scocca/With body:
Scotch Brite
RAL 9010 lucido / RAL 9005 opaco
glossy RAL 9010 / matt RAL 9005

Square

FINITURE ANTE DOORS FINISHES


XERA®

LEGNO / WOOD




Mogano - Lucido
Glossy mahagoni

Con scocca/With body:
Scotch Brite
RAL 9010 lucido / RAL 9005 opaco
glossy RAL 9010 / matt RAL 9005



Eucalipto - Opaco
Matt eucalyptus

Con scocca/With body:
Scotch Brite
RAL 9010 lucido / RAL 9005 opaco
glossy RAL 9010 / matt RAL 9005



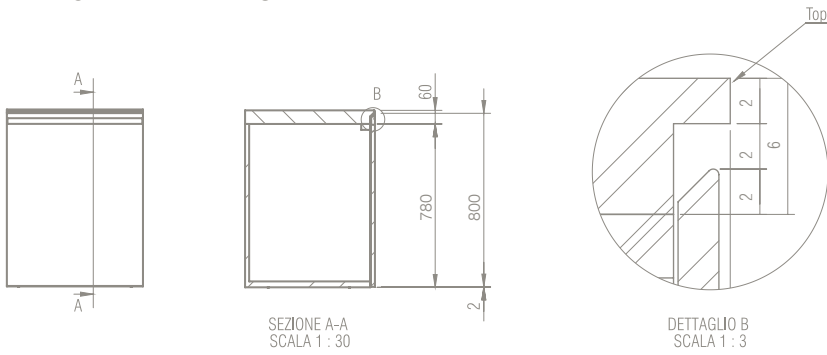
Eucalipto - Lucido
Glossy eucalyptus

Con scocca/With body:
Scotch Brite
RAL 9010 lucido / RAL 9005 opaco
glossy RAL 9010 / matt RAL 9005

DETTAGLI TECNICI

TECHNICAL DETAILS

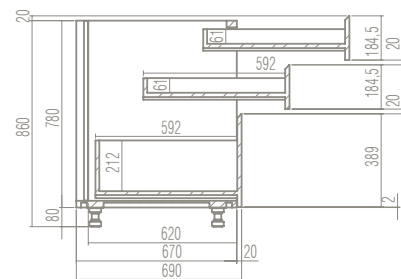
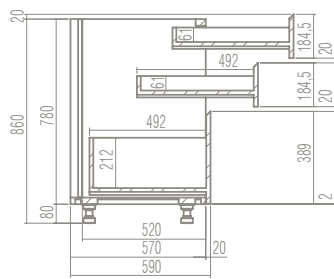
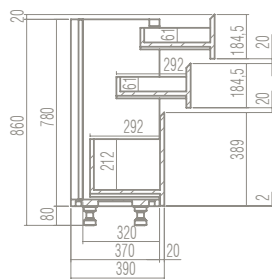
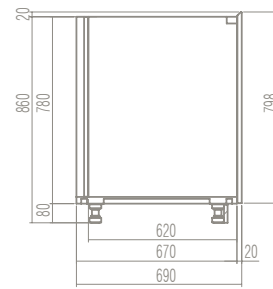
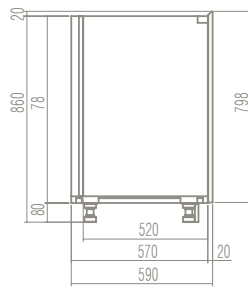
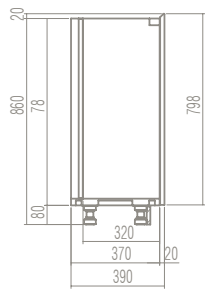
MANIGLIE / HANDLES



PROFONDITÀ 37 cm / DEPTH 37 cm

PROFONDITÀ 57 cm / DEPTH 57 cm

PROFONDITÀ 67 cm / DEPTH 67 cm



Square

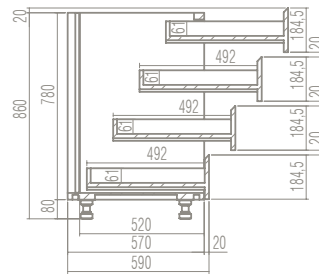
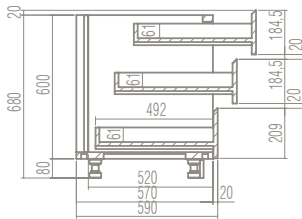
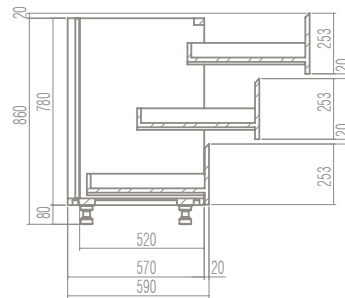
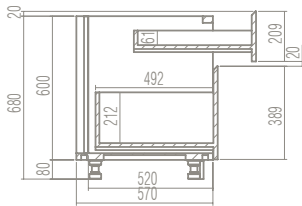
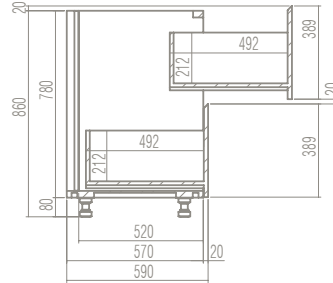
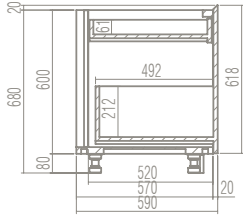
DETTAGLI TECNICI

TECHNICAL DETAILS

XERA®

ALTEZZA 60 cm / 60 cm HEIGHT

ALTEZZA 78 cm / 78 cm HEIGHT

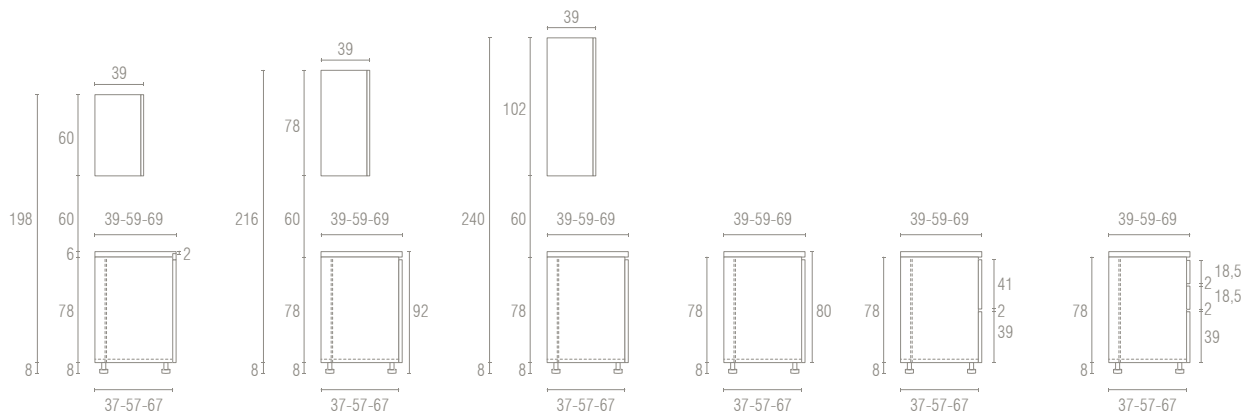


Square

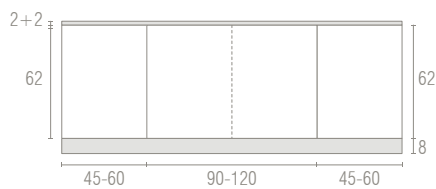
DIMENSIONI D'INGOMBRO BASI CON MANIGLIA

OVERALL DIMENSIONS FOR BASE UNITS WITH HANDLE

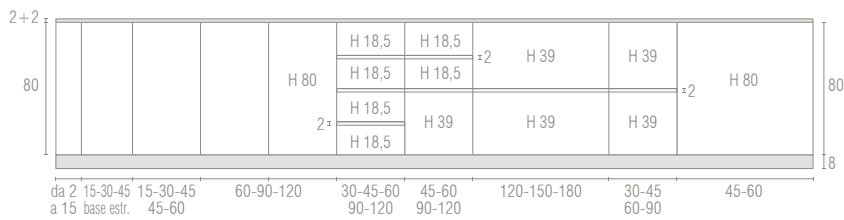
Sezioni / Cross-sections



Basi H. 60 / Base units H. 60

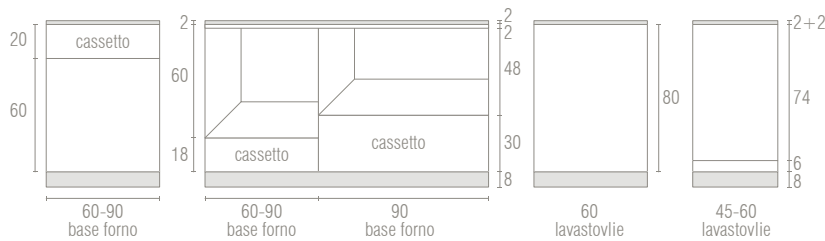


Basi H. 78 / Base units H. 78

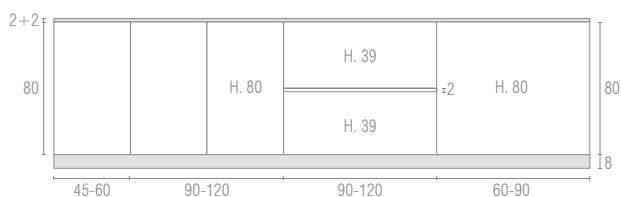


Basi per incasso forno e lavastoviglie H. 78 cm / Base units for housing oven and dishwasher H. 78 cm

Square



Basi per incasso lavello H. 78 cm / Base units for housing sink H. 78 cm

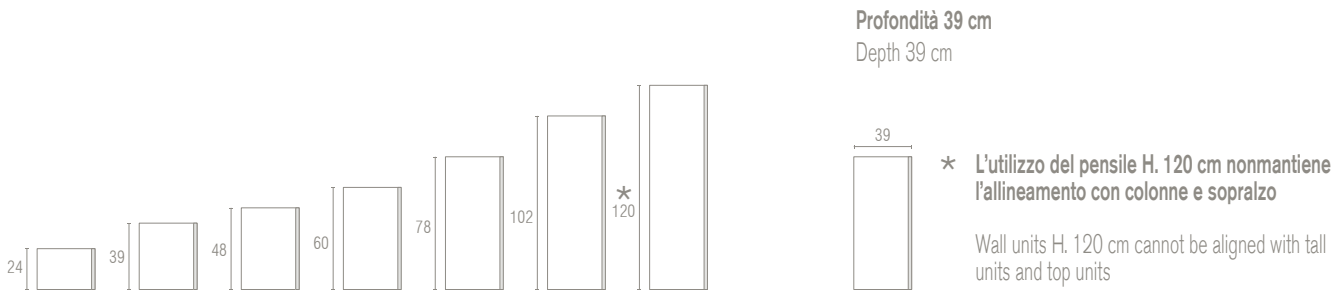


DIMENSIONI D'INGOMBRO PENSILI

OVERALL DIMENSIONS FOR WALL UNITS

XERA®

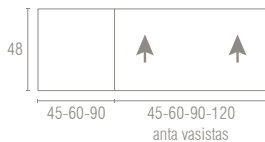
Altezze H. 24 - 39 - 48 - 60 - 78 - 102 - 120 cm / Height H. 24 - 39 - 48 - 60 - 78 - 102 - 120 cm



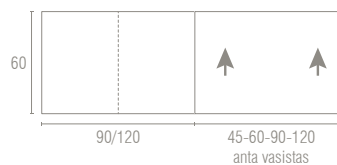
Pensili H. 39 cm / Wall units H. 30 cm



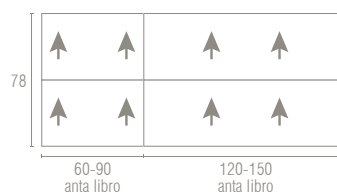
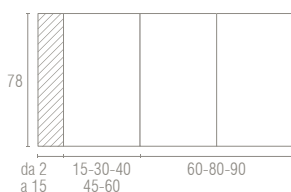
Pensili H. 48 cm / Wall units H. 48 cm



Pensili H. 60 cm / Wall units H. 60 cm

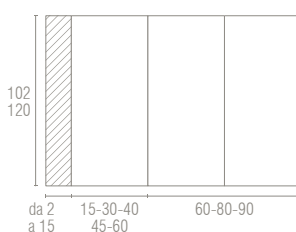


Pensili H. 78 cm / Wall units H. 78 cm

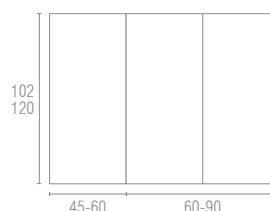


Square

Pensili H. 102 / 120 cm Wall units H. 102 / 120 cm



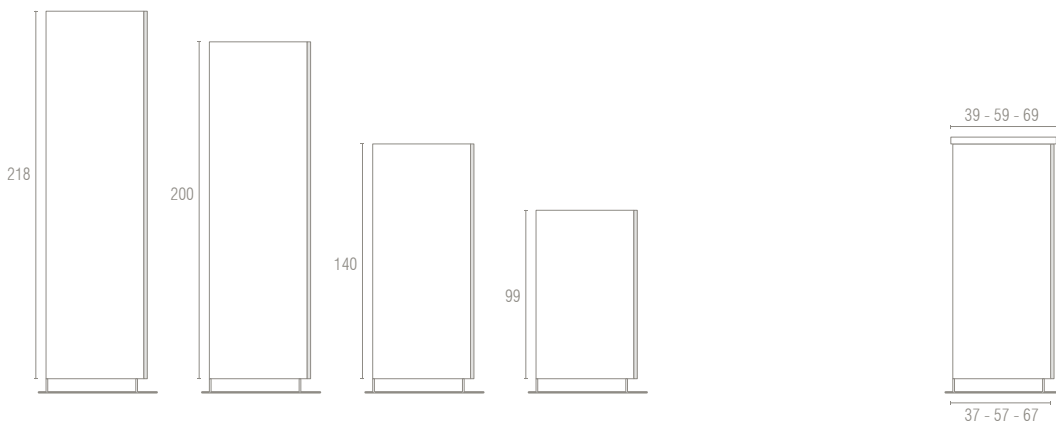
Pensili scolapiatti e cappe H. 102 / 120 cm Dish-drainer wall units and hoods H. 102 / 120 cm



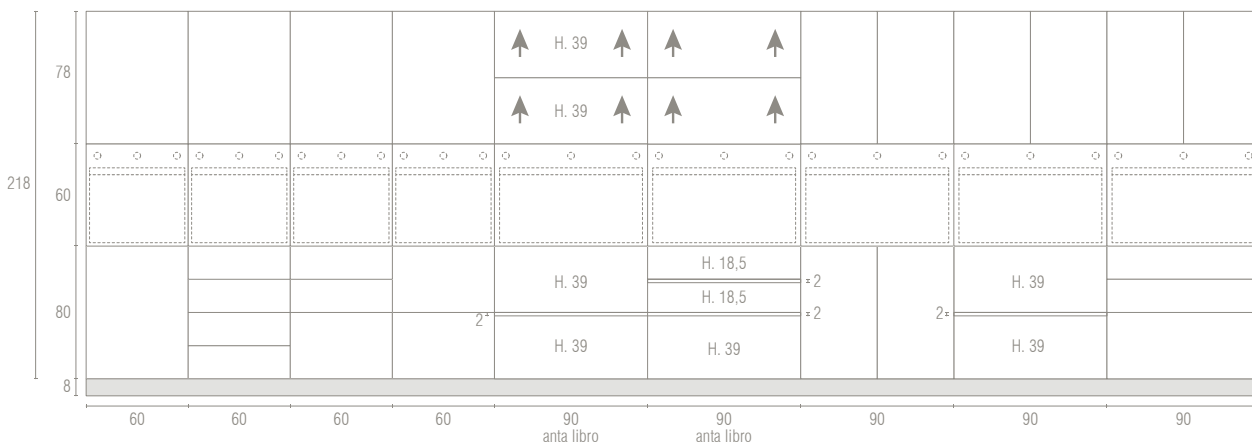
DIMENSIONI D'INGOMBRO COLONNE

OVERALL DIMENSIONS FOR TALL UNITS

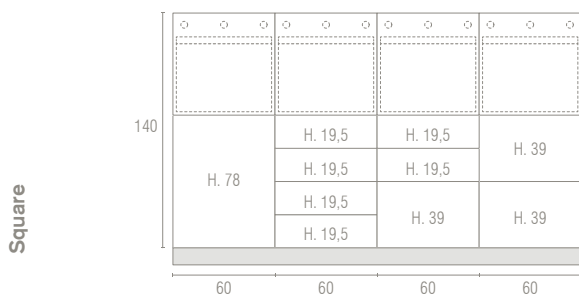
Altezze H. 99-138-198-216 cm / Height H. 99-138-198-216 cm



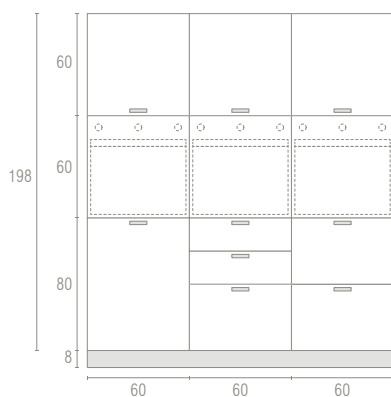
Colonne per incasso forno P. 59-69 H. 216 cm / Tall units for housing oven D. 59-69 H. 216 cm



Colonne per incasso forno P. 59-69 H. 138 cm / Tall units for housing oven D. 59-69 H. 138 cm



Colonne per incasso forno P. 59-69 H. 198 cm / Tall units for housing oven D. 59-69 H. 198 cm



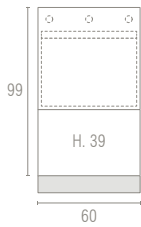
DIMENSIONI D'INGOMBRO COLONNE

OVERALL DIMENSIONS FOR TALL UNITS

XERA®

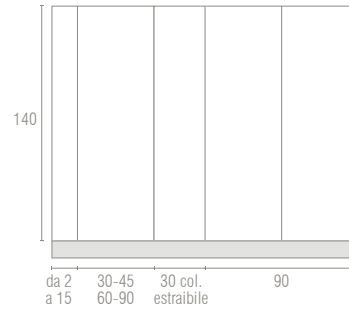
Colonne per incasso forno P. 59-69 H. 99 cm

Tall units for housing oven D. 59-69 H. 99 cm



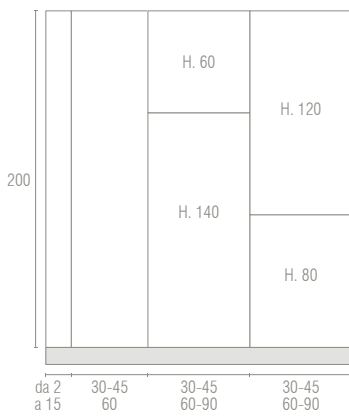
Colonne P. 59-69 H. 138 cm

Tall units D. 59-69 H. 138 cm



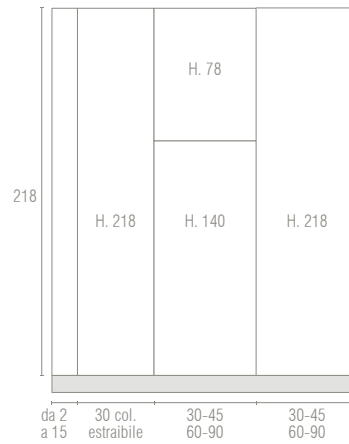
Colonne P. 39-59-69 H. 198 cm

Tall units D. 39-59-69 H. 198 cm



Colonne P. 39-59-69 H. 216 cm

Tall units D. 39-59-69 H. 216 cm



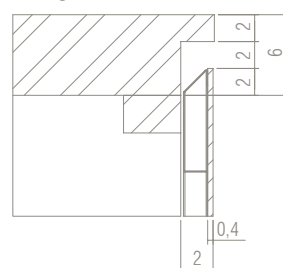


Anta con retro telaio in acciaio con pannello frontale riportato in vari materiali.

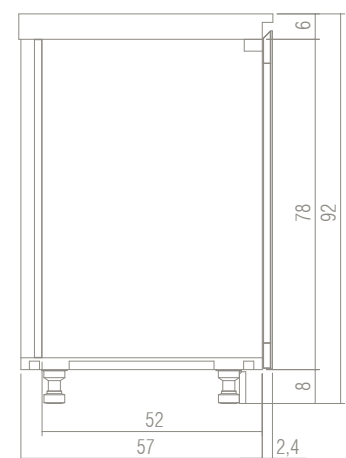
Rear steel frame door with front panel in various materials



Dettaglio anta / Door details



Dettaglio scocca / Body details



FINITURE SCOCHE


BODY FINISHES




FINITURE ANTE

DOORS FINISHES

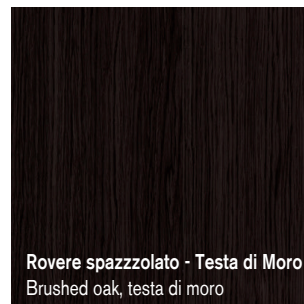
LEGNO / WOOD




Con scocca/With body:
Scotch Brite
RAL 9010 lucido / RAL 9005 opaco
glossy RAL 9010 / matt RAL 9005




Con scocca/With body:
Scotch Brite
RAL 9010 lucido / RAL 9005 opaco
glossy RAL 9010 / matt RAL 9005




Con scocca/With body:
Scotch Brite
RAL 9010 lucido / RAL 9005 opaco
glossy RAL 9010 / matt RAL 9005



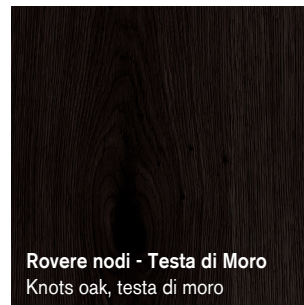
Con scocca/With body:
Scotch Brite
RAL 9010 lucido / RAL 9005 opaco
glossy RAL 9010 / matt RAL 9005




Con scocca/With body:
Scotch Brite
RAL 9010 lucido / RAL 9005 opaco
glossy RAL 9010 / matt RAL 9005



Con scocca/With body:
Scotch Brite
RAL 9010 lucido / RAL 9005 opaco
glossy RAL 9010 / matt RAL 9005



Con scocca/With body:
Scotch Brite
RAL 9010 lucido / RAL 9005 opaco
glossy RAL 9010 / matt RAL 9005




Con scocca/With body:
Scotch Brite
RAL 9010 lucido / RAL 9005 opaco
glossy RAL 9010 / matt RAL 9005

FINITURE ANTE DOORS FINISHES


XERA®

LEGNO / WOOD



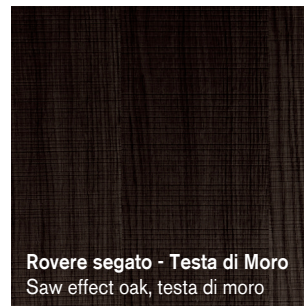
Rovere segato - Chiaro
Saw effect oak, chiaro

Con scocca/With body:
Scotch Brite
RAL 9010 lucido / RAL 9005 opaco
glossy RAL 9010 / matt RAL 9005



Rovere segato - Cioccolato
Saw effect oak, cioccolato

Con scocca/With body:
Scotch Brite
RAL 9010 lucido / RAL 9005 opaco
glossy RAL 9010 / matt RAL 9005



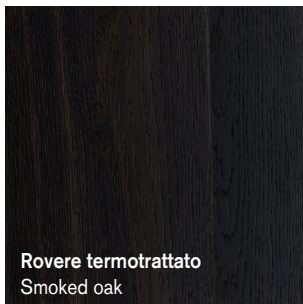
Rovere segato - Testa di Moro
Saw effect oak, testa di moro

Con scocca/With body:
Scotch Brite
RAL 9010 lucido / RAL 9005 opaco
glossy RAL 9010 / matt RAL 9005




Rovere segato - Grigio
Saw effect oak, grigio

Con scocca/With body:
Scotch Brite
RAL 9010 lucido / RAL 9005 opaco
glossy RAL 9010 / matt RAL 9005




Rovere termotrattato
Smoked oak

Con scocca/With body:
Scotch Brite
RAL 9010 lucido / RAL 9005 opaco
glossy RAL 9010 / matt RAL 9005




Noce canaletto - Opaco
Matt canaletto walnut

Con scocca/With body:
Scotch Brite
RAL 9010 lucido / RAL 9005 opaco
glossy RAL 9010 / matt RAL 9005




Noce canaletto - Lucido
Glossy canaletto walnut

Con scocca/With body:
Scotch Brite
RAL 9010 lucido / RAL 9005 opaco
glossy RAL 9010 / matt RAL 9005




Mogano - Opaco
Matt mahagoni

Con scocca/With body:
Scotch Brite
RAL 9010 lucido / RAL 9005 opaco
glossy RAL 9010 / matt RAL 9005




Mogano - Lucido
Glossy mahagoni

Con scocca/With body:
Scotch Brite
RAL 9010 lucido / RAL 9005 opaco
glossy RAL 9010 / matt RAL 9005



Eucalipto - Opaco
Matt eucalyptus

Con scocca/With body:
Scotch Brite
RAL 9010 lucido / RAL 9005 opaco
glossy RAL 9010 / matt RAL 9005



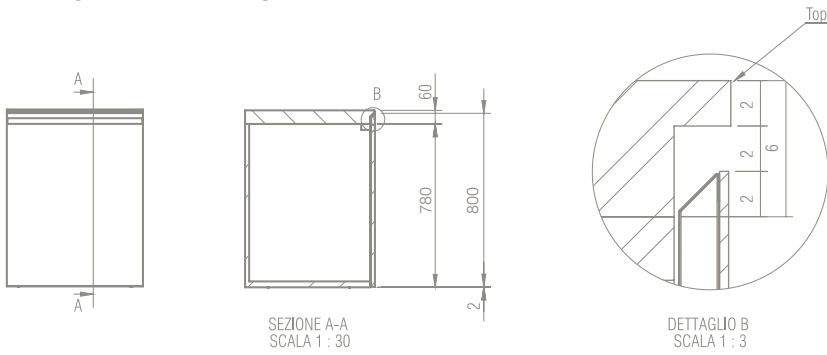
Eucalipto - Lucido
Glossy eucalyptus

Con scocca/With body:
Scotch Brite
RAL 9010 lucido / RAL 9005 opaco
glossy RAL 9010 / matt RAL 9005

DETTAGLI TECNICI

TECHNICAL DETAILS

MANIGLIE / HANDLES



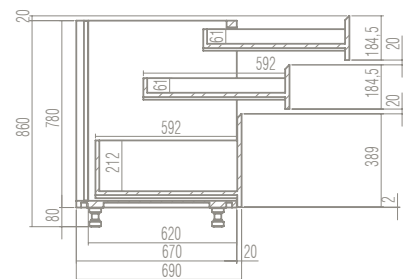
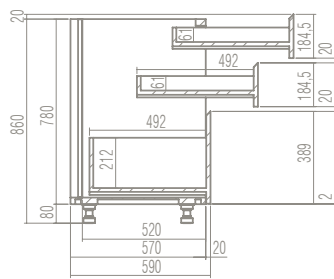
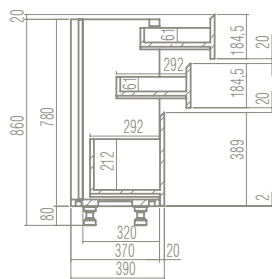
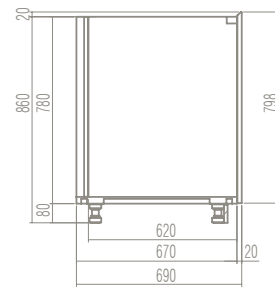
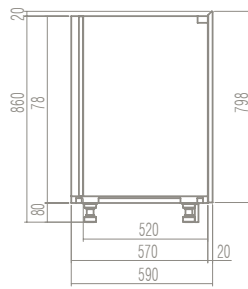
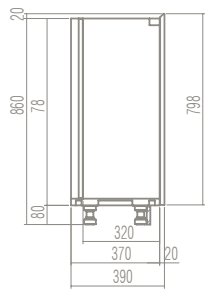
SEZIONE A-A
SCALA 1 : 30

DETTAGLIO B
SCALA 1 : 3

PROFONDITÀ 37 cm / DEPTH 37 cm

PROFONDITÀ 57 cm / DEPTH 57 cm

PROFONDITÀ 67 cm / DEPTH 67 cm



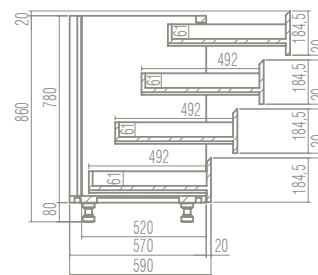
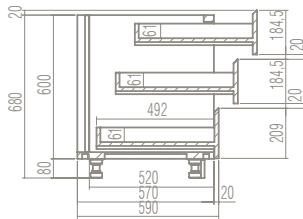
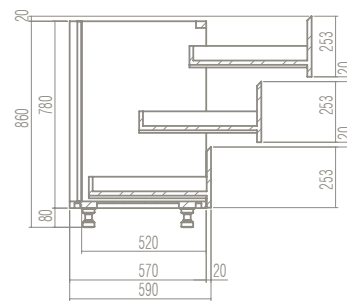
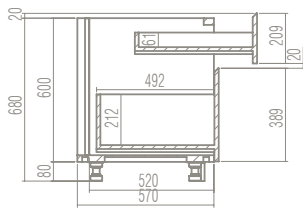
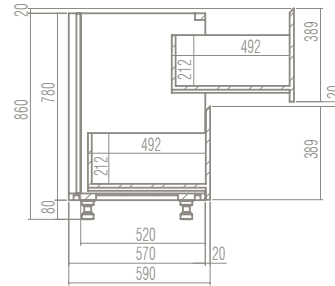
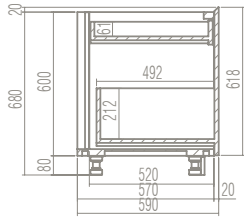
DETTAGLI TECNICI

TECHNICAL DETAILS

XERA®

ALTEZZA 60 cm / 60 cm HEIGHT

ALTEZZA 78 cm / 78 cm HEIGHT

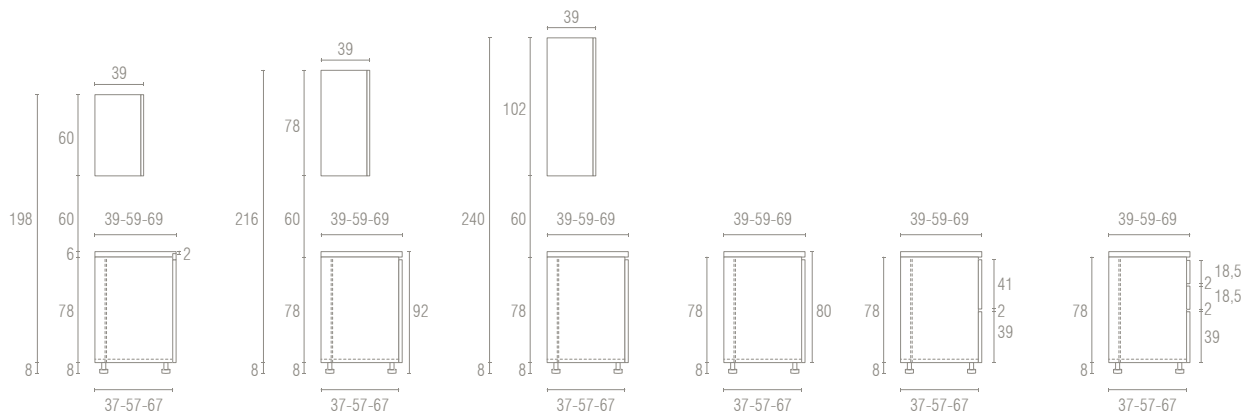


Ghost

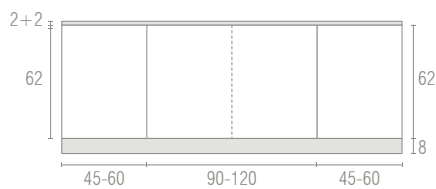
DIMENSIONI D'INGOMBRO BASI CON MANIGLIA

OVERALL DIMENSIONS FOR BASE UNITS WITH HANDLE

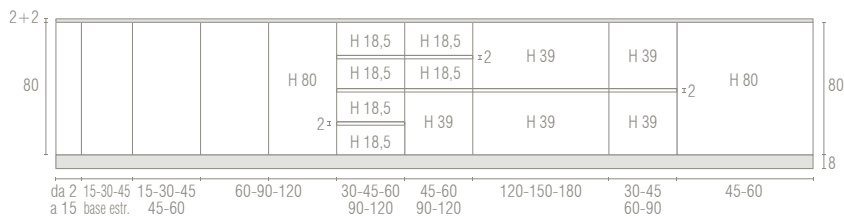
Sezioni / Cross-sections



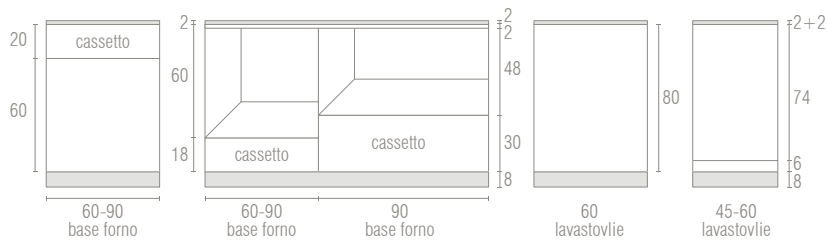
Basi H. 60 / Base units H. 60



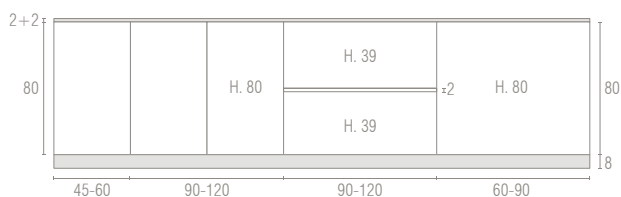
Basi H. 78 / Base units H. 78



Basi per incasso forno e lavastoviglie H. 78 cm / Base units for housing oven and dishwasher H. 78 cm



Basi per incasso lavello H. 78 cm / Base units for housing sink H. 78 cm

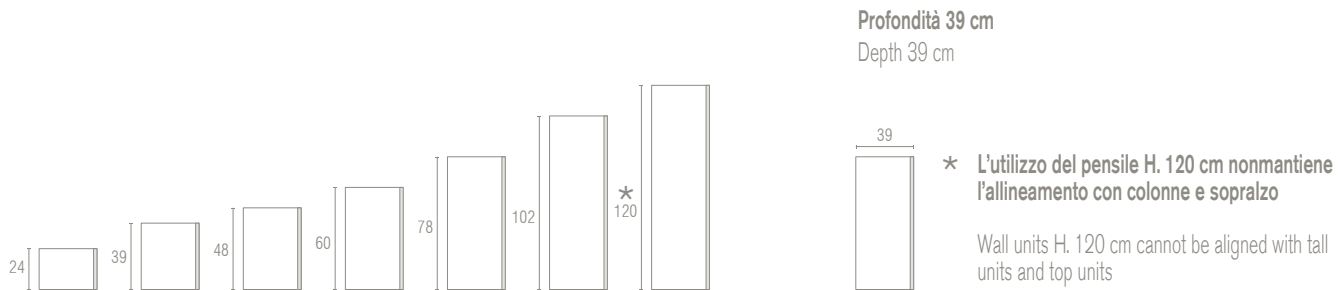


DIMENSIONI D'INGOMBRO PENSILI

OVERALL DIMENSIONS FOR WALL UNITS

XERA®

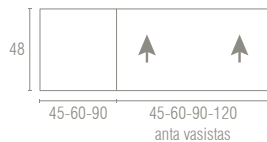
Altezze H. 24 - 39 - 48 - 60 - 78 - 102 - 120 cm / Height H. 24 - 39 - 48 - 60 - 78 - 102 - 120 cm



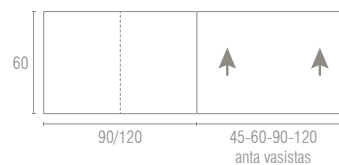
Pensili H. 39 cm / Wall units H. 30 cm



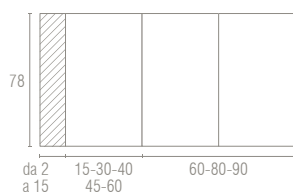
Pensili H. 48 cm / Wall units H. 48 cm



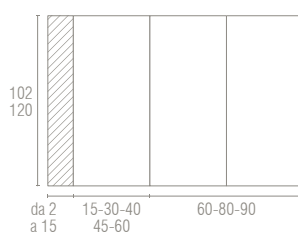
Pensili H. 60 cm / Wall units H. 60 cm



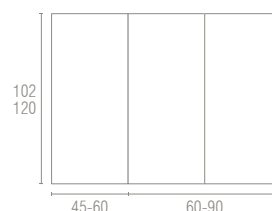
Pensili H. 78 cm / Wall units H. 78 cm



Pensili H. 102 / 120 cm Wall units H. 102 / 120 cm



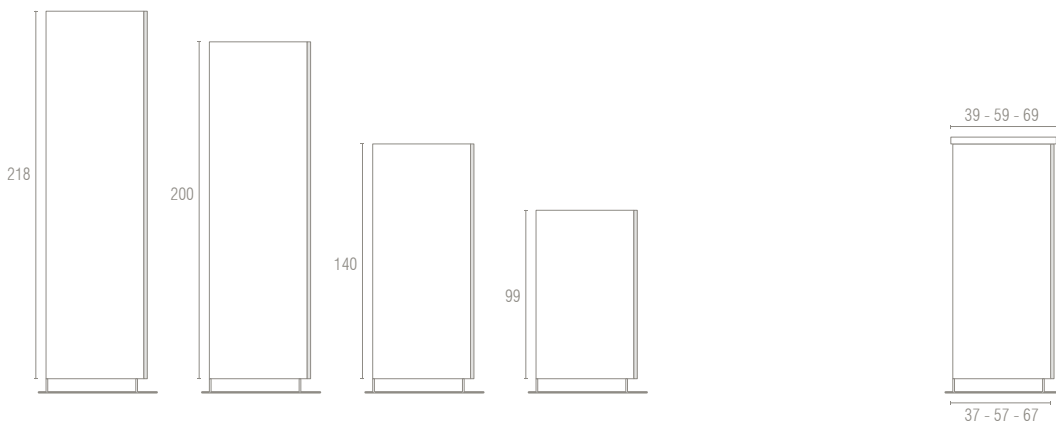
Pensili scolapiatti e cappe H. 102 / 120 cm Dish-drainer wall units and hoods H. 102 / 120 cm



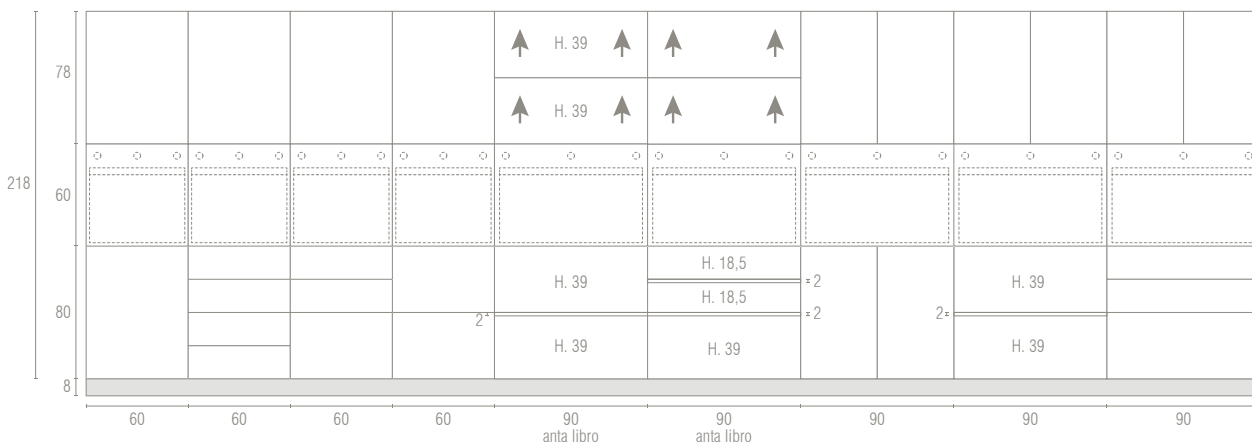
DIMENSIONI D'INGOMBRO COLONNE

OVERALL DIMENSIONS FOR TALL UNITS

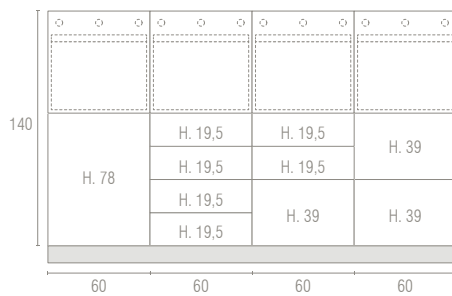
Altezze H. 99-138-198-216 cm / Height H. 99-138-198-216 cm



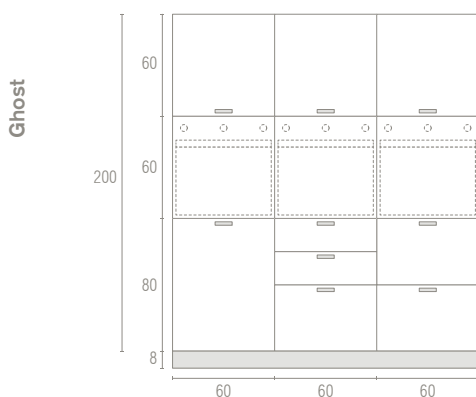
Colonne per incasso forno P. 59-69 H. 216 cm / Tall units for housing oven D. 59-69 H. 216 cm



Colonne per incasso forno P. 59-69 H. 138 cm / Tall units for housing oven D. 59-69 H. 138 cm



Colonne per incasso forno P. 59-69 H. 198 cm / Tall units for housing oven D. 59-69 H. 198 cm



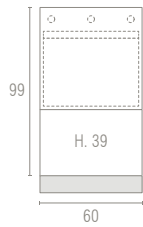
DIMENSIONI D'INGOMBRO COLONNE

OVERALL DIMENSIONS FOR TALL UNITS

XERA®

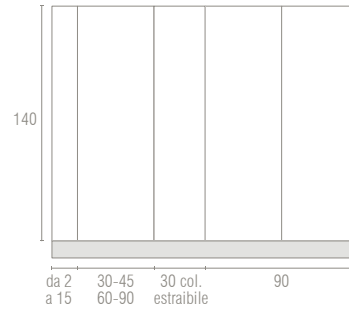
Colonne per incasso forno P. 59-69 H. 99 cm

Tall units for housing oven D. 59-69 H. 99 cm



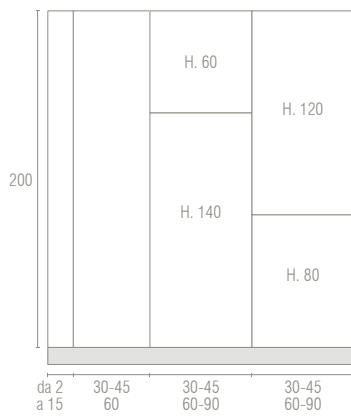
Colonne P. 59-69 H. 138 cm

Tall units D. 59-69 H. 138 cm



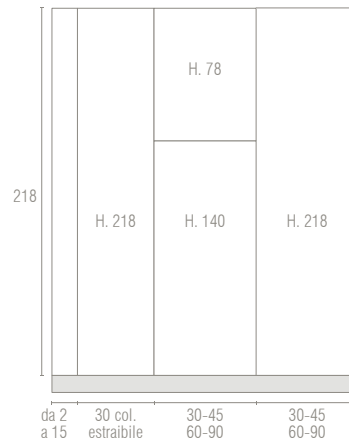
Colonne P. 39-59-69 H. 198 cm

Tall units D. 39-59-69 H. 198 cm



Colonne P. 39-59-69 H. 216 cm

Tall units D. 39-59-69 H. 216 cm



HANDLE

XERA®



Tondino



Incasso



Quadro



Bridge



Single

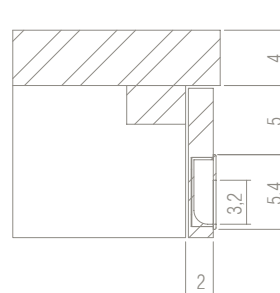


Noon

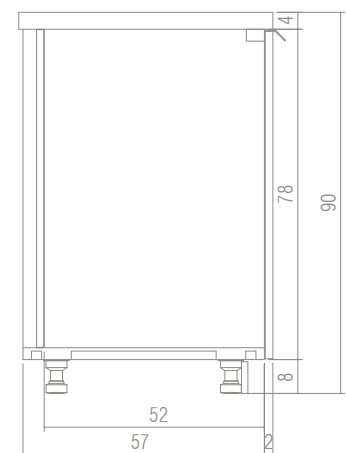


Push Pull

Dettaglio anta / Doors details



Dettaglio scocca / Body details



FINITURE SCOCHE

BODY FINISHES



FINITURE ANTE

DOORS FINISHES

ACCIAIO / STEEL



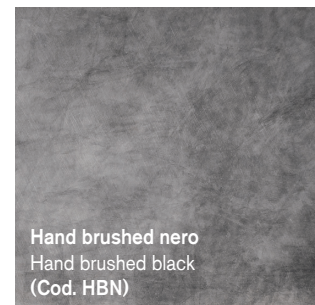
Con scocca/With body:
Scotch Brite
RAL 9010 lucido / RAL 9005 opaco
glossy RAL 9010 / matt RAL 9005
RAL richiesta
RAL on demand



Con scocca/With body:
Scotch Brite
RAL 9010 lucido / RAL 9005 opaco
glossy RAL 9010 / matt RAL 9005



Con scocca/With body:
Scotch Brite
RAL 9010 lucido / RAL 9005 opaco
glossy RAL 9010 / matt RAL 9005



Con scocca/With body:
Scotch Brite
RAL 9010 lucido / RAL 9005 opaco
glossy RAL 9010 / matt RAL 9005

FINITURE ANTE DOORS FINISHES


XERA®

METALLO / METAL



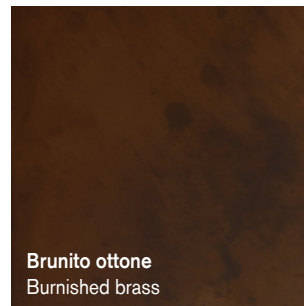
Brunito ruggine
Burnished rust

Con scocca/With body:
Scotch Brite
RAL 9010 lucido / RAL 9005 opaco
glossy RAL 9010 / matt RAL 9005



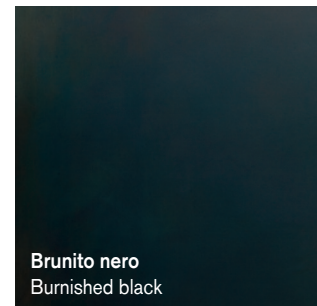
Brunito bronzo
Burnished bronze

Con scocca/With body:
Scotch Brite
RAL 9010 lucido / RAL 9005 opaco
glossy RAL 9010 / matt RAL 9005




Brunito ottone
Burnished brass

Con scocca/With body:
Scotch Brite
RAL 9010 lucido / RAL 9005 opaco
glossy RAL 9010 / matt RAL 9005



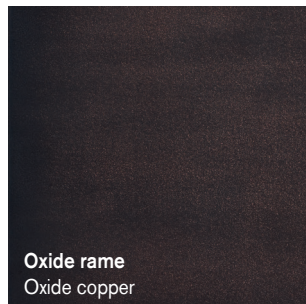
Brunito nero
Burnished black

Con scocca/With body:
Scotch Brite
RAL 9010 lucido / RAL 9005 opaco
glossy RAL 9010 / matt RAL 9005



Oxide bronzo
Oxide bronze

Con scocca/With body:
Scotch Brite
RAL 9010 lucido / RAL 9005 opaco
glossy RAL 9010 / matt RAL 9005



Oxide rame
Oxide copper

Con scocca/With body:
Scotch Brite
RAL 9010 lucido / RAL 9005 opaco
glossy RAL 9010 / matt RAL 9005



Metallo verniciato bianco opaco
Metal matt white lacquered
RAL 9010

Con scocca/With body:
Scotch Brite
RAL 9010 lucido / RAL 9005 opaco
glossy RAL 9010 / matt RAL 9005



Metallo verniciato nero opaco
Metal matt black lacquered
RAL 9005

Con scocca/With body:
Scotch Brite
RAL 9010 lucido / RAL 9005 opaco
glossy RAL 9010 / matt RAL 9005




Metallo verniciato opaco RAL a richiesta
Matt mat laquered all RAL scale.

Con scocca/With body:
Scotch Brite
RAL 9010 lucido / RAL 9005 opaco
glossy RAL 9010 / matt RAL 9005

FINITURE ANTE


DOORS FINISHES

LEGNO / WOOD




Rovere spazzolato - Chiaro
Brushed oak, chiaro

Con scocca/With body:
Scotch Brite
RAL 9010 lucido / RAL 9005 opaco
glossy RAL 9010 / matt RAL 9005




Rovere spazzolato - Cioccolato
Brushed oak, cioccolato

Con scocca/With body:
Scotch Brite
RAL 9010 lucido / RAL 9005 opaco
glossy RAL 9010 / matt RAL 9005



Rovere spazzolato - Testa di Moro
Brushed oak, testa di moro

Con scocca/With body:
Scotch Brite
RAL 9010 lucido / RAL 9005 opaco
glossy RAL 9010 / matt RAL 9005



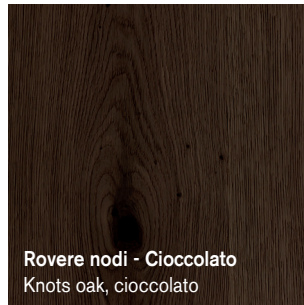
Rovere spazzolato - Grigio
Brushed oak, grigio

Con scocca/With body:
Scotch Brite
RAL 9010 lucido / RAL 9005 opaco
glossy RAL 9010 / matt RAL 9005



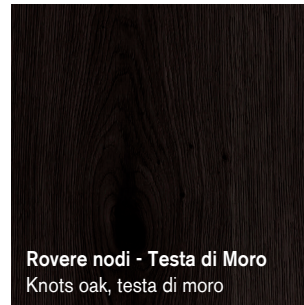
Rovere nodi - Chiaro
Knots oak, chiaro

Con scocca/With body:
Scotch Brite
RAL 9010 lucido / RAL 9005 opaco
glossy RAL 9010 / matt RAL 9005



Rovere nodi - Cioccolato
Knots oak, cioccolato

Con scocca/With body:
Scotch Brite
RAL 9010 lucido / RAL 9005 opaco
glossy RAL 9010 / matt RAL 9005




Rovere nodi - Testa di Moro
Knots oak, testa di moro

Con scocca/With body:
Scotch Brite
RAL 9010 lucido / RAL 9005 opaco
glossy RAL 9010 / matt RAL 9005




Rovere nodi - Grigio
Knots oak, grigio

Con scocca/With body:
Scotch Brite
RAL 9010 lucido / RAL 9005 opaco
glossy RAL 9010 / matt RAL 9005



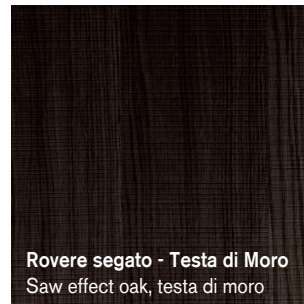
Rovere segato - Chiaro
Saw effect oak, chiaro

Con scocca/With body:
Scotch Brite
RAL 9010 lucido / RAL 9005 opaco
glossy RAL 9010 / matt RAL 9005




Rovere segato - Cioccolato
Saw effect oak, cioccolato

Con scocca/With body:
Scotch Brite
RAL 9010 lucido / RAL 9005 opaco
glossy RAL 9010 / matt RAL 9005



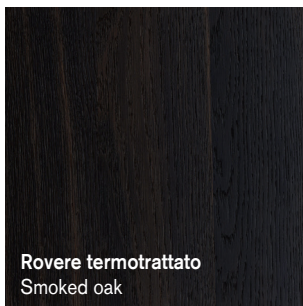
Rovere segato - Testa di Moro
Saw effect oak, testa di moro

Con scocca/With body:
Scotch Brite
RAL 9010 lucido / RAL 9005 opaco
glossy RAL 9010 / matt RAL 9005



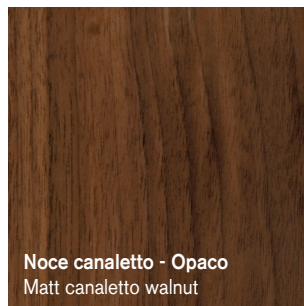
Rovere segato - Grigio
Saw effect oak, grigio

Con scocca/With body:
Scotch Brite
RAL 9010 lucido / RAL 9005 opaco
glossy RAL 9010 / matt RAL 9005




Rovere termotrattato
Smoked oak

Con scocca/With body:
Scotch Brite
RAL 9010 lucido / RAL 9005 opaco
glossy RAL 9010 / matt RAL 9005




Noce canaletto - Opaco
Matt canaletto walnut

Con scocca/With body:
Scotch Brite
RAL 9010 lucido / RAL 9005 opaco
glossy RAL 9010 / matt RAL 9005



Noce canaletto - Lucido
Glossy canaletto walnut

Con scocca/With body:
Scotch Brite
RAL 9010 lucido / RAL 9005 opaco
glossy RAL 9010 / matt RAL 9005




Mogano - Opaco
Matt mahagoni

Con scocca/With body:
Scotch Brite
RAL 9010 lucido / RAL 9005 opaco
glossy RAL 9010 / matt RAL 9005

FINITURE ANTE DOORS FINISHES


XERA®

LEGNO / WOOD




Mogano - Lucido
Glossy mahagoni

Con scocca/With body:
Scotch Brite
RAL 9010 lucido / RAL 9005 opaco
glossy RAL 9010 / matt RAL 9005



Eucalipto - Opaco
Matt eucalyptus

Con scocca/With body:
Scotch Brite
RAL 9010 lucido / RAL 9005 opaco
glossy RAL 9010 / matt RAL 9005



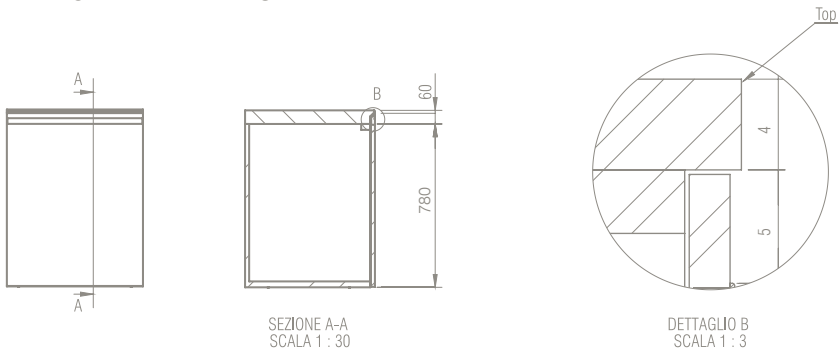
Eucalipto - Lucido
Glossy eucalyptus

Con scocca/With body:
Scotch Brite
RAL 9010 lucido / RAL 9005 opaco
glossy RAL 9010 / matt RAL 9005

DETTAGLI TECNICI

TECHNICAL DETAILS

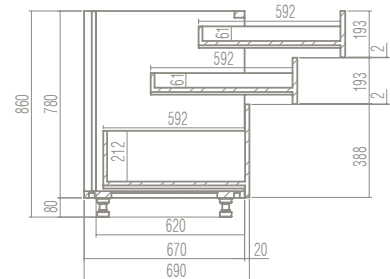
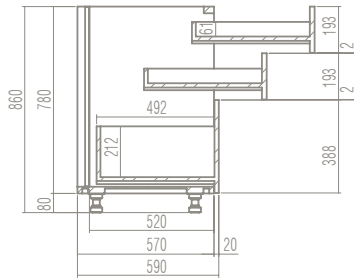
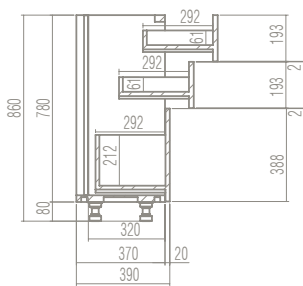
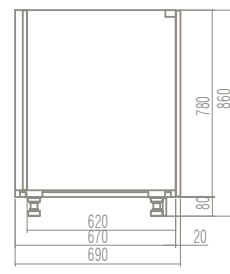
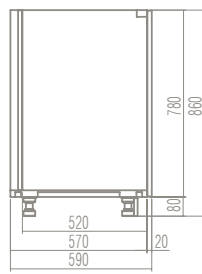
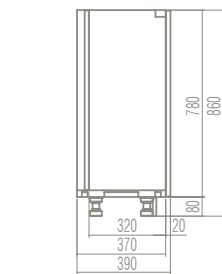
MANIGLIE / HANDLES



PROFONDITÀ 37 cm / DEPTH 37 cm

PROFONDITÀ 57 cm / DEPTH 57 cm

PROFONDITÀ 67 cm / DEPTH 67 cm



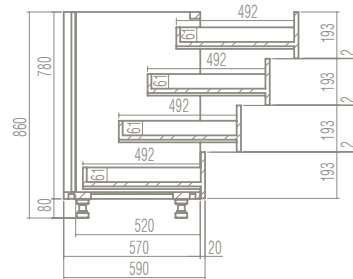
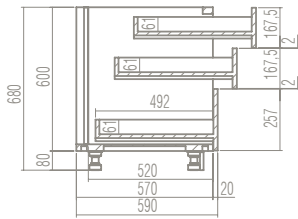
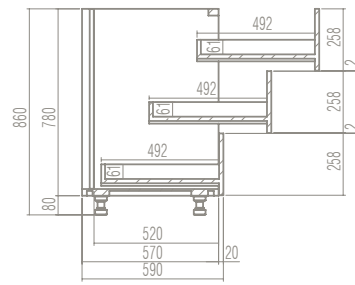
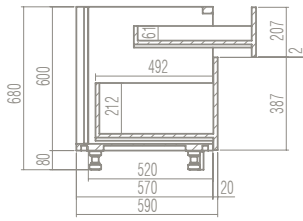
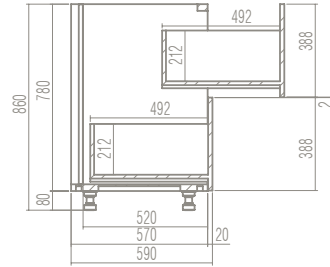
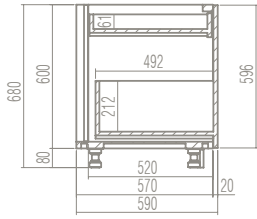
DETTAGLI TECNICI

TECHNICAL DETAILS

XERA®

ALTEZZA 60 cm / 60 cm HEIGHT

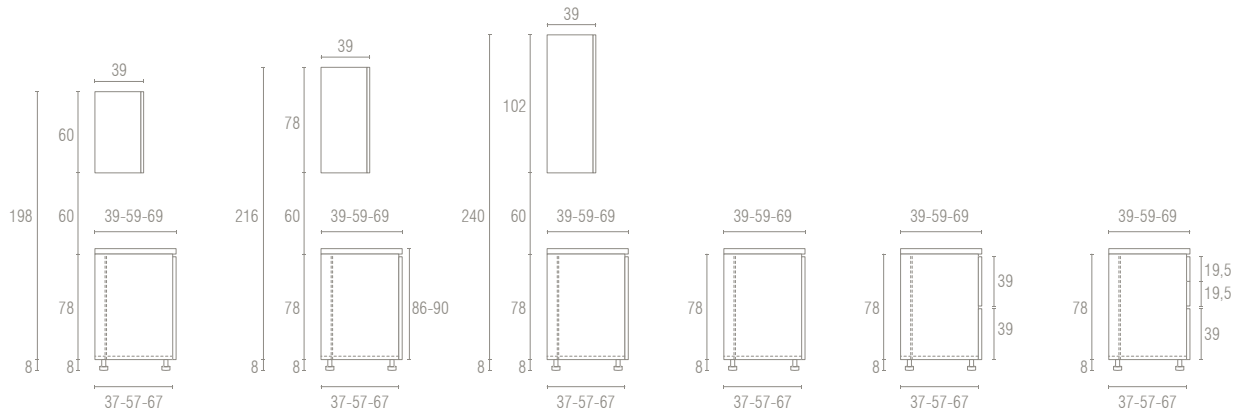
ALTEZZA 78 cm / 78 cm HEIGHT



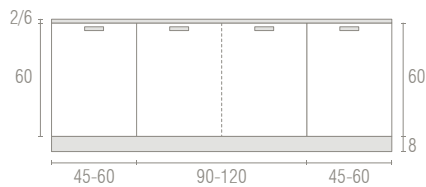
DIMENSIONI D'INGOMBRO BASI CON MANIGLIA

OVERALL DIMENSIONS FOR BASE UNITS WITH HANDLE

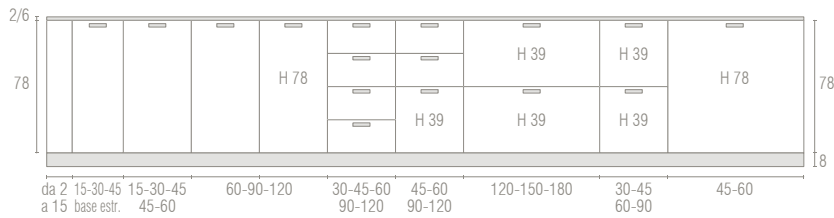
Sezioni / Cross-sections



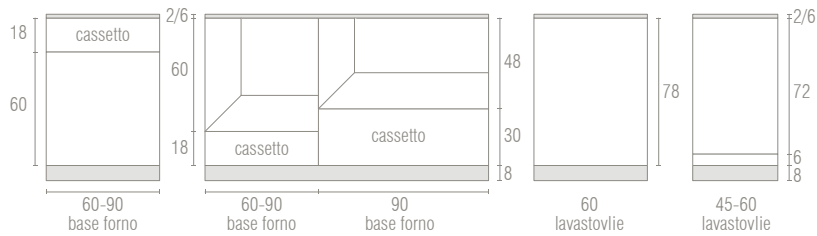
Basi H. 60 / Base units H. 60



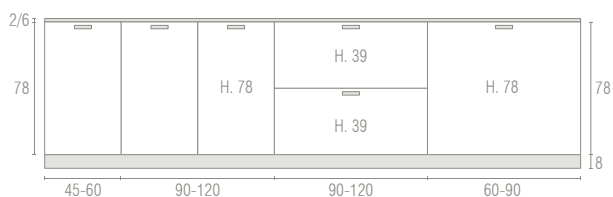
Basi H. 78 / Base units H. 78



Basi per incasso forno e lavastoviglie H. 78 cm / Base units for housing oven and dishwasher H. 78 cm



Basi per incasso lavello H. 78 cm / Base units for housing sink H. 78 cm

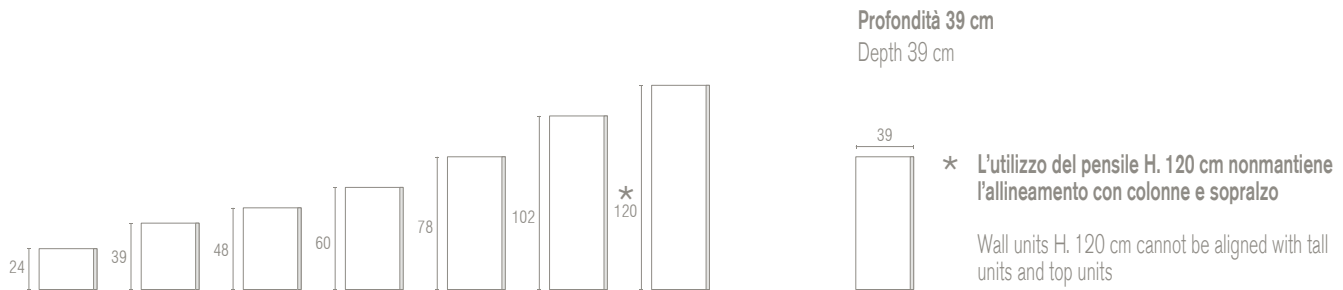


DIMENSIONI D'INGOMBRO PENSILI

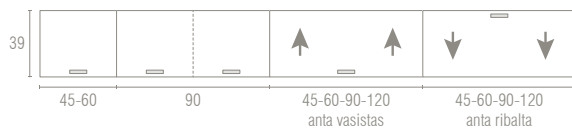
OVERALL DIMENSIONS FOR WALL UNITS

XERA®

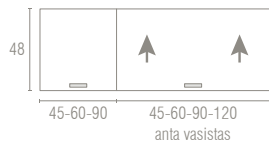
Altezze H. 24 - 39 - 48 - 60 - 78 - 102 - 120 cm / Height H. 24 - 39 - 48 - 60 - 78 - 102 - 120 cm



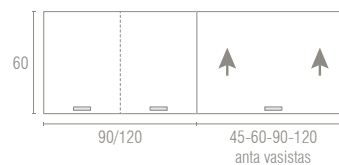
Pensili H. 39 cm / Wall units H. 30 cm



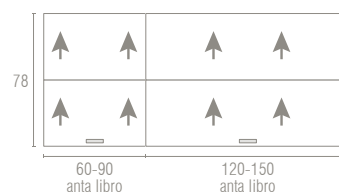
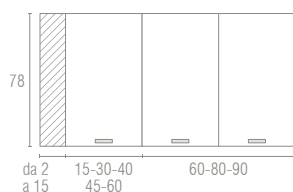
Pensili H. 48 cm / Wall units H. 48 cm



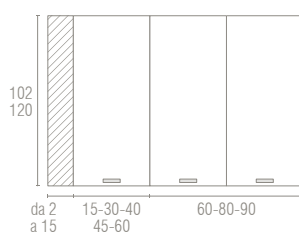
Pensili H. 60 cm / Wall units H. 60 cm



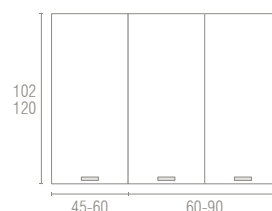
Pensili H. 78 cm / Wall units H. 78 cm



Pensili H. 102 / 120 cm Wall units H. 102 / 120 cm



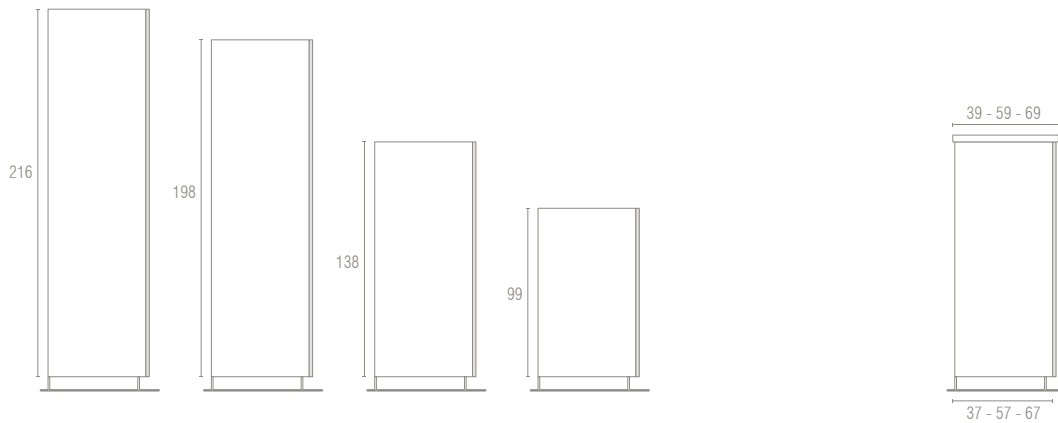
Pensili scolapiatti e cappe H. 102 / 120 cm Dish-drainer wall units and hoods H. 102 / 120 cm



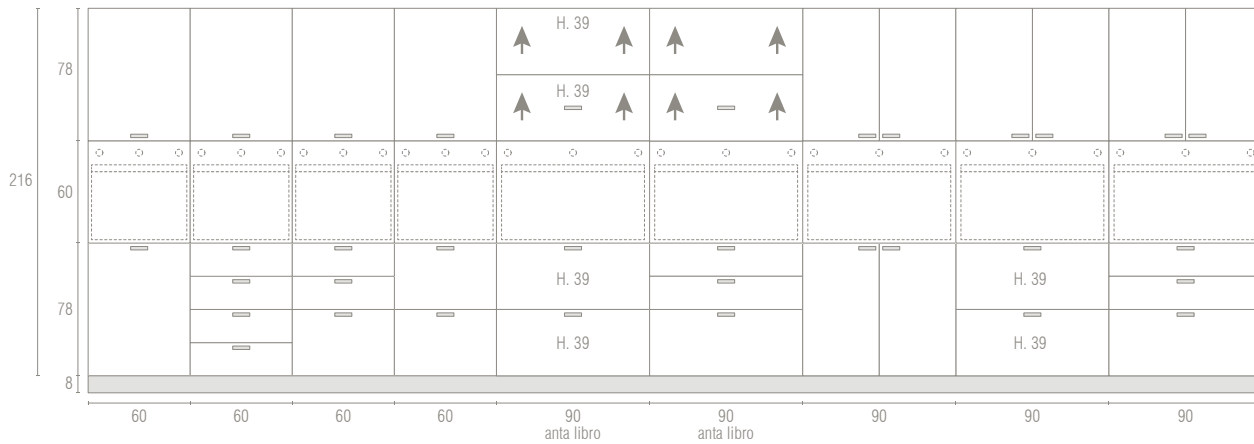
DIMENSIONI D'INGOMBRO COLONNE

OVERALL DIMENSIONS FOR TALL UNITS

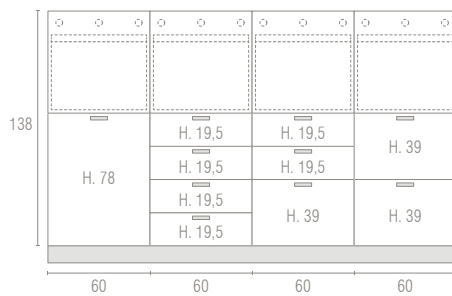
Altezze H. 99-138-198-216 cm / Height H. 99-138-198-216 cm



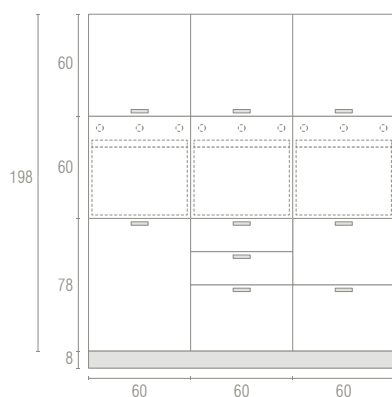
Colonne per incasso forno P. 59-69 H. 216 cm / Tall units for housing oven D. 59-69 H. 216 cm



Colonne per incasso forno P. 59-69 H. 138 cm / Tall units for housing oven D. 59-69 H. 138 cm



Colonne per incasso forno P. 59-69 H. 198 cm / Tall units for housing oven D. 59-69 H. 198 cm



Handle

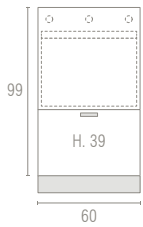
DIMENSIONI D'INGOMBRO COLONNE

OVERALL DIMENSIONS FOR TALL UNITS

XERA®

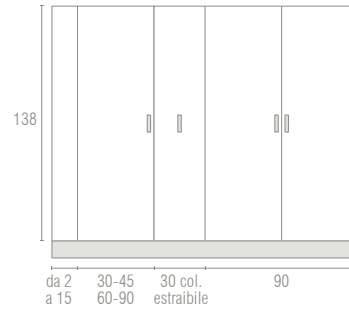
Colonne per incasso forno P. 59-69 H. 99 cm

Tall units for housing oven D. 59-69 H. 99 cm



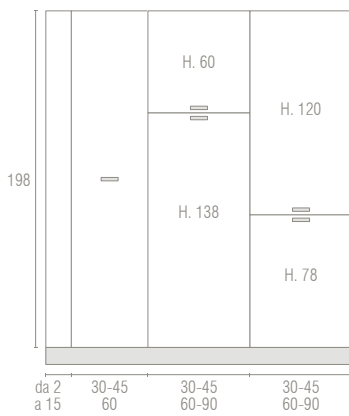
Colonne P. 59-69 H. 138 cm

Tall units D. 59-69 H. 138 cm



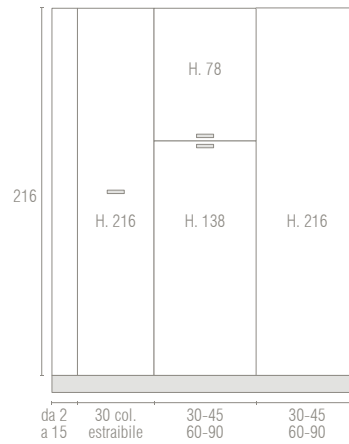
Colonne P. 39-59-69 H. 198 cm

Tall units D. 39-59-69 H. 198 cm



Colonne P. 39-59-69 H. 216 cm

Tall units D. 39-59-69 H. 216 cm



XERA BY AREX S.R.L.

31015 CONEGLIANO (TV) ITALY
VIA F.FABBRI, 33 Z.IND CAMPIDUI
T. +39. 0438.6591 F. +39. 0438.659200
WWW.XERAONLINE.COM XERA@XERAONLINE.COM